



**BIOHIT HealthCare**  
Innovating for Health

# Annual Report 2021



## TABLE OF CONTENTS

Highlights from 2021 .....	4
CEO's Review .....	6
Strategy .....	8
Innovative Products .....	9
Corporate Governance Statement 2021 .....	10
Information for Shareholders .....	15
Board of Directors .....	16
Group Management Team .....	18
Financial Statements .....	19



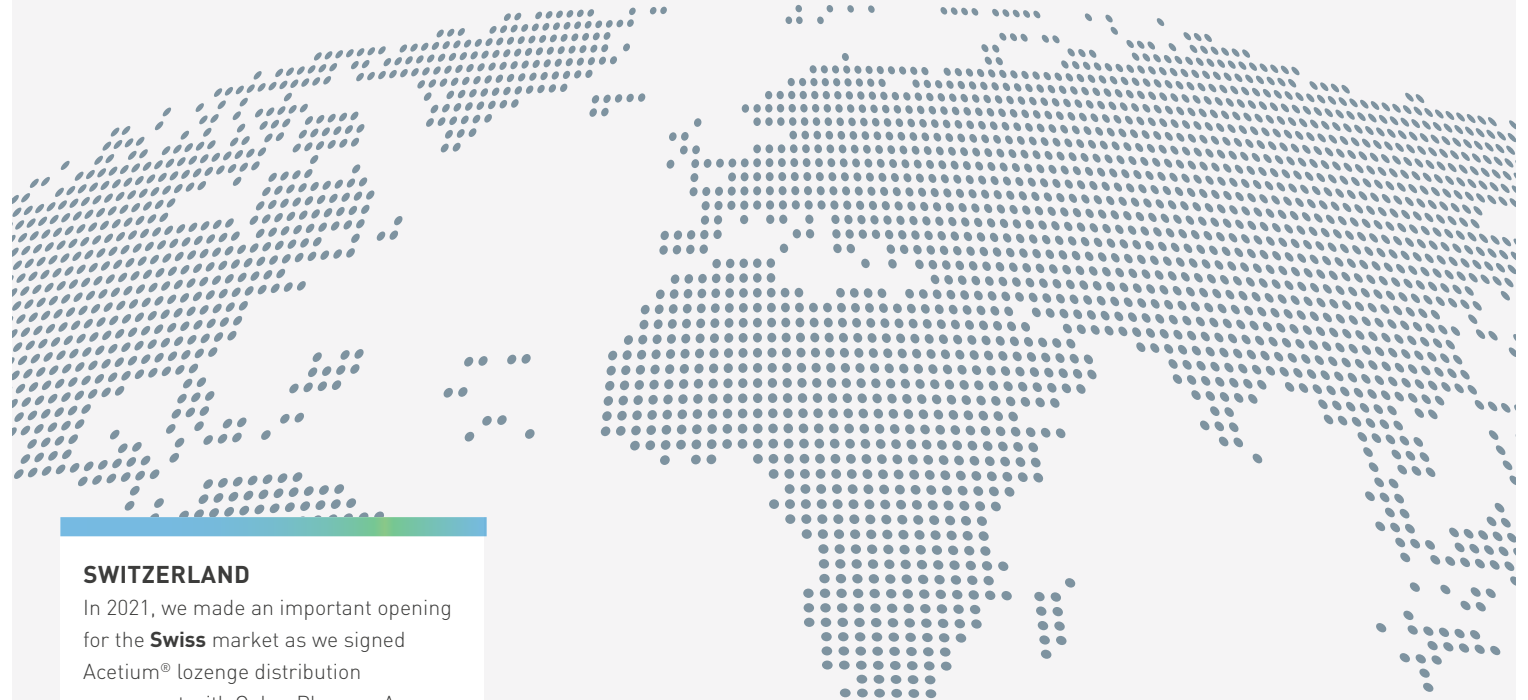
## BIOHIT IN BRIEF

Biohit Oyj is a globally operating Finnish biotechnology company that develops diagnostic and other health products.

Biohit's mission is **"Innovating for Health"**.

Biohit is headquartered in Helsinki and has subsidiaries in Italy and the United Kingdom. Since 1999, Biohit's Series B shares (BIOBV) have been listed on NASDAQ OMX Helsinki since 1999, in the Small Cap / Healthcare segment. The company was established in 1988.

## Global operations



### SWITZERLAND

In 2021, we made an important opening for the **Swiss** market as we signed Acetium® lozenge distribution agreement with Gebro Pharma. A subsidiary of Austrian Gebro Holding, Gebro Pharma distributes both OTC and prescription medicines in Switzerland. The group was founded in 1947 and in 2020, its revenue was approximately 200M€. We look forward to the launch of Acetium lozenge to help smokers quit smoking safely without nicotine in Switzerland as well.

### SOUTH AFRICA

Austell Pharmaceuticals began distributing GastroPanel tests to the **South African** market in spring 2021. The increasingly prevalent use of GastroPanel® tests is expected to result in reduced healthcare costs in South Africa as seen elsewhere.

### EUROPE

The year 2021 marked a return to exhibiting at international trade fairs. Biohit was featured at the world's largest health technology event, Medica, in Düsseldorf, **Germany**, and at the world's largest pharmaceutical event, the CPhI trade fair in Milan, **Italy**.

# Highlights from 2021

## MARCH

The EU and Business Finland grant Biohit EUR 900,000 to finance product development.

## APRIL



The University of Parma publishes a study confirming the reliability of the GastroPanel® test.

Austell Pharmaceuticals becomes a distributor of the GastroPanel® test in South Africa.

## MAY

Semi Korpela steps down as CEO.

## JUNE

Jussi Hahtela is appointed CFO and a member of the management team.

## JULY

Suvi Elomaa starts as Production Director and a member of the management team.

## SEPTEMBER



Päivi Siltala begins work as the new CEO.

## AUGUST

CE-marked GastroPanel® rapid test is ready for the market.

## DECEMBER

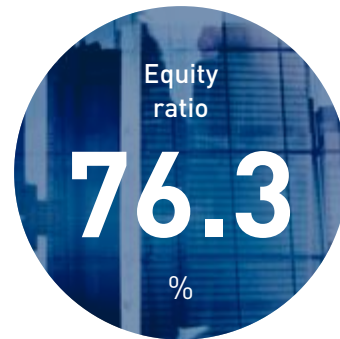
A new clinical trial confirms the accuracy of the second generation GastroPanel® test.

## NOVEMBER



Biohit participates in the international healthcare trade fairs: CPhI Worldwide in Milan and Medica in Germany.

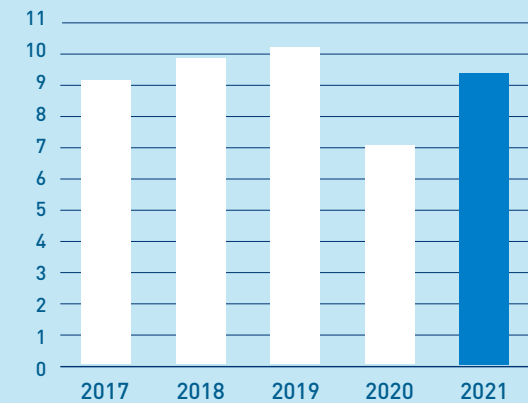
# Summary 2021



## KEY FIGURES

	2021	2020
Revenue (MEUR)	9.4	7.1
EBITDA (MEUR)	0.5	-1.2
Operative EBITDA (MEUR)	0.5	-1.2
Operating profit/loss (MEUR)	-1.5	-3.2
Profit/loss before taxes (MEUR)	-1.3	-3.3
Profit/loss for the period (MEUR)	-1.5	-3.3
Average number of personnel	44	45
Number of personnel at the end of the period	41	46
Equity ratio (%)	76.3	80.8
Earnings per share (EUR), Undiluted	-0.10	-0.22
Earnings per share (EUR), Diluted	-0.10	-0.22
Shareholders' equity per share (EUR)	0.49	0.58
Average number of shares during the period	15,045,593	15,045,593
Number of shares at the end of the period	15,045,593	15,045,593

## REVENUE 2017–2021, MEUR





# Year of Redirection and restructuring

Biohit is founded on innovative R&D which has enabled the commercialization of a unique portfolio of innovative products and services, which aim to promote medical research and early diagnosis, and prevent serious illnesses. GastroPanel<sup>®</sup>, the first line diagnostic test for dyspeptic patients and Acetium<sup>®</sup> lozenge for smoking cessation have raised growing interest in the global markets. In 2021 we have increased our resources in sales and marketing to strengthen our distribution network and streamline our procedures. Change of direction is endorsed also with the new Management Team.

**2021** was a transition year for a positive change. Our revenue grew significantly to EUR 9.4 million (2020: EUR 7.1 million, growth 31%). Our EBITDA was EUR +0.5 million. Growth from previous year was EUR 1.6 million. Our bottom line was still in minus, but this was almost entirely caused by the depreciation from China patents. These depreciations have been carried out since 2017 and they ended as planned in 2021.

All in all, the direction of the company was clear, and the positive development strengthened towards the year end.

In the second half of 2021 our revenue was EUR 5.3 million, much stronger than in both of the comparison period (H2 2020: EUR 4.1 million) and first half (EUR 4.1 million). A settlement with Biohit Healthcare (Hefei) Co. Ltd in a dispute relating to patent licensing agreement contributed positively to H2 earnings. Actual-

ized royalty payments were bigger than provisions.

### Launch of new Quick Test

GastroPanel® quick test is the further development of the unique Biohit GastroPanel® examination which is the most important product for us in terms of revenue. GastroPanel quick test is based on immunoassay method detecting GastroPanel biomarkers from EDTA-plasma or finger prick blood. In August 2021 we received CE mark for the plasma version and we will extend the CE mark of the GastroPanel quick test to also include finger-prick blood samples. The COVID-19 pandemic has challenged the clinical research projects, but we are confident to finalize the studies soon.

The global need in health care is evident for reliable quick tests intended for diagnosing *Helicobacter pylori* infection and atrophic gastritis from patients with dyspeptic symptoms.

### New Distribution Agreements

We sell our products through subsidiaries in UK and Italy and a global distribution network. We have actively widened the coverage of our sales activities in the global markets. During the year 2021 we have signed four remarkable distribution agreements for GastroPanel in South Africa and Malaysia and Acetium lozenge in Chile and Switzerland. We also attended the most important industry meetings in September and October when the global pandemic situation allowed international traveling.

### Implementing the strategy

In the near future we keep on focusing on the turnaround strategy of strong growth and profitability. Our focus markets are in China, EU, UK and Middle East where we see great potential espe-

cially with widened distributor networks and seamless collaboration. We will enhance processes by digitalization and automatization. Gastropanel is our flagship product line, and we will invest in continuous efforts to get our legacy products in worldwide use by even more customer oriented approaches. The first-rate quality will continue to be our top priority in all our actions.

We have positive expectations for the year 2022 due to strong market potential determined for our products and services. However, we must prepare the company for the challenges we might be facing; the IVDR process will still be a challenge for the whole industry and will require time and investments from companies. The cost of raw materials and logistics has been increasing, and the supply chain contingency has remained a risk factor for businesses since 2021. The increased costs affect our profitability due to some delays in pricing effects.

I took to my new position at Biohit in the beginning of September, and my first few months as CEO have been work-filled and profoundly engaging. I would first like to thank all my colleagues for their kind support and the energetic enthusiasm that is driving our company forward. Our staff have attained very positive results despite a challenging year. I would also like to extend my thanks to our shareholders for their trust and to our partners for their collaborative efforts.

**Päivi Siltala**  
CEO



# Strategy 2022

In 2022, Biohit's strategy shifts to the new era:

**INNOVATION BASED  
CUSTOMER CENTRIC HEALTH  
TECHNOLOGY PIONEER  
– PROFITABILITY AS THE  
FOUNDATION OF BUSINESS**

Biohit's strategy, which emphasizes customer orientation, quality, and improving operational agility and cost-effectiveness remains unchanged; implementation of the strategy will now be intensified and closely monitored.

## THE MAIN PRIORITIES FOR ENSURING PROFITABLE GROWTH IN THE COMING YEARS ARE:

### EXPANSION OF THE MARKETING NETWORK FOR OUR MAIN PRODUCTS

Our main markets are China, the EU, the UK, and the Middle East

### IMPROVING THE COST STRUCTURE OF OUR DISTRIBUTION CHAIN


Streamlining our processes by digitizing and automating operations

### QUALITY AND EFFICIENCY AS THE BASIS OF OUR OPERATIONS

A continuous approach to developing and evolving

### REFINING OUR PRODUCT DEVELOPMENT

Streamlining operations by concentrating resources on those projects critical to our business



## MISSION:

INNOVATING FOR HEALTH

OUR PRODUCTS AIM TO PROMOTE MEDICAL RESEARCH AND EARLY DIAGNOSIS, AND PREVENT SERIOUS ILLNESSES. OUR PORTFOLIO INCLUDES INNOVATIVE IN VITRO DIAGNOSTICS RELATED TO DIGESTIVE TRACT, AND PRODUCTS THAT BIND ACETALDEHYDE.



# Innovative products



## GASTROPANEL® GASTRIC HEALTH TEST

GastroPanel® is a unique test developed by Biohit for the diagnosis of upper abdominal disorders. GastroPanel® reliably evaluates the health of the gastric lining. Launched in 2021, the GastroPanel® rapid tests can deliver results in just 15 minutes.

GastroPanel® combines four tests to analyze the health of the stomach from a blood sample. The quick test is performed with a fingerprick blood sample. GastroPanel® is suitable for diagnosing atrophic gastritis and Helicobacter pylori infections, as well as for assessing the risk of stomach cancer. The GastroPanel® test determines the levels of type I and II Pepsinogens, Gastrin-17, and antibody levels for Helicobacter pylori found in the blood. The tests are based on enzyme-linked immunosorbent assays (ELISA).

## ACETIUM® LOZENGE – QUIT SMOKING WITHOUT NICOTINE

Carcinogenic acetaldehyde is one of the harmful substances in tobacco smoke. Acetium® lozenge binds up to 90% of the acetaldehyde in saliva.

Acetium® reduces the pleasure received from smoking, making it easier to quit.

The effect of Acetium® lozenge on smoking cessation has been investigated in two clinical studies. Regular use of the lozenge during smoking increased the likelihood of quitting smoking by a factor of 1.5 compared to the placebo. Acetium® lozenge does not have the side effects associated with other methods of quitting smoking, such as nicotine addiction or possible side effects from medicines.



BIOHIT'S R&D COOPERATION ACROSS DIFFERENT SCIENTIFIC FIELDS, INNOVATIONS AND APPLICATIONS HAVE ESTABLISHED VALUABLE RESULTS FOR HEALTHCARE WORLDWIDE. GASTROPANEL® TESTS AND ACETIUM® LOZENGES ARE EXAMPLES OF OUR INNOVATIVE PRODUCTS FOR THE PROMOTION OF HEALTH AND PREVENTION OF DISEASES.

# Corporate Governance Statement 2021

## INTRODUCTION

Biohit Oyj has prepared this Corporate Governance Statement based on Section 54 of the Finnish Corporate Governance Code for listed companies issued by the Securities Market Association. The company will publish separate remuneration report for the financial year 2021 for governing bodies according to new shareholders right directive. The existing remuneration policy and information on the remuneration to the rest of the management team the company publishes on its website [www.biohit.fi/investors](http://www.biohit.fi/investors).

The Board of Directors reviewed the remuneration report.

The Report of the Board of Directors, the Auditor's Report, and the full Corporate Governance Statement, the remuneration policy and the rest of the management team remuneration are available at [www.biohit.fi/investors](http://www.biohit.fi/investors).

## RULES OBSERVED BY BIOHIT

Biohit Oyj is a Finnish public limited company whose series B shares are listed on Nasdaq Helsinki in the Small cap/Healthcare group. Biohit Group (hereinafter referred to as "Biohit") comprises the parent company, Biohit Oyj, and its foreign subsidiaries, which primarily focus on sales and marketing for Biohit Oyj's products. Biohit is headquartered in Helsinki.

Biohit's governance complies with applicable legislation, standards and recommendations

concerning public listed companies, the regulations of Nasdaq Helsinki Ltd, and Biohit Oyj's Articles of Association. Biohit Oyj has administered its affairs in compliance with the corporate governance code for Finnish listed companies 2021, and this Statement has been prepared in accordance with the code. The Corporate Governance Code is available at [www.cgfinland.fi](http://www.cgfinland.fi).

One of the members of the six-person Board of Directors is independent of the company, so the company does not fulfil recommendation number 10 stating that the majority of the members of the Board of Directors must be independent of the company. The company deviates from the recommendation because the current Board composition has the best available competence to lead the company on its existing strategy. Biohit's Board of Directors is one of the best in its size according to the Nordic Business Diversity Index, which measures Board diversity in Finland, Sweden, and Denmark through four different variables: age, gender, education background and nationality.

The company strives to comply with high international standards of corporate governance and the key principles of corporate governance among Finnish listed companies.

## BIOHIT'S ADMINISTRATIVE BODIES IN 2021

The highest decision-making power at Biohit Oyj is exercised by the company's shareholders at the Annual General Meeting. The company's Board of Directors supervises the administration and organisation of the company and the Group's earnings trends. The President & CEO is responsible for operative management and is assisted by the Management Team.

## Annual General Meeting

In 2021, Biohit Oyj held its Annual General Meeting on 23 June 2021 in Helsinki. 7,585,133 shares and 63,787,133 votes were represented at the meeting, corresponding to 50.41% of all the shares in the company and 89.11% of the votes. The meeting was attended by one of the six members of the Board of Directors, the President & CEO, and the principal auditor.

## Board of Directors

The Board of Directors, which comprises 5–7 members elected by the Annual General Meeting, is responsible for the administration and appropriate organisation of Biohit's business operations. Proposals concerning membership of the Board of Directors are prepared by the Board of Directors. Biohit has defined the principles applying to diversity within the Board of Directors in accordance with recommendation 9 of the corpo-

rate governance code. Biohit's objective is for both sexes to be represented on the company's Board of Directors. In line with this objective, the Board of Directors had members of both sexes. The Board of Directors elects a chairman from amongst its members.

Board members' terms of office run from the date of their election by the AGM until the end of the next AGM.

The Board's areas of responsibility are stated in the written rules of procedure approved by the Board. They are as follows:

- Increasing shareholder value
- Ensuring the appropriate organisation of accounting and financial management
- Approving Biohit Oyj's financial statements, consolidated financial statements and the Report of the Board of Directors for the most recent financial period
- Approving the half year financial report annually for the period ending at the end of June
- Deciding on Biohit's business plan, budget, and investment plan
- Deciding on Biohit's financing and risk management policies
- Approving the remuneration and incentive schemes for senior managers
- Appointing the President & CEO
- Deciding on Biohit's strategy, organisational structure, investments, and other wide-reaching and significant issues

The Board's decision-making is based on reports prepared by the company's operative management on the operational development of the Group and its business units.

The Chairman is responsible for convening Board meetings and arranging the work of the Board. The Board convenes 5–12 times per year, usually meeting once every month or once every two months, and the meeting schedule for the entire term is confirmed in advance. When necessary, Board meetings are held more frequently or by teleconference.

### Board of Directors in 2021

Until the Annual General Meeting held on 23 June 2021, the following seven people were on the Board of Directors: Osmo Suovaniemi (chairman), Eero Lehti, Liu Feng, Franco Aiolfi, Lea Paloheimo, Matti Härkönen and Timo Joensuu. At the Annual General Meeting on 23 June 2021, Osmo Suovaniemi, Eero Lehti, Liu Feng, Franco Aiolfi, Matti Härkönen and Lea Paloheimo were re-elected to the Board of Directors to serve until the end of the Annual General Meeting in 2022. The Board of Directors elected Eero Lehti as its chairman.

Biohit Oyj's Board of Directors convened 9 times in 2021 (7 times in 2020). The average attendance was 92 per cent (93 per cent).

### Biohit Oyj's Board of Directors 31 Dec 2021

**Eero Lehti (b. 1944)** MSc (Soc. Sci.), holder of the Finnish honorary title of "kauppaneuvos", Honorary Doctor of Economics

- Chairman of the Board and member since 2009
- Non-Independent of the major shareholders and of the company
- Member of Parliament between 2007-2019
- Founder of Taloustutkimus Oy and the Chairman of its Board
- Attended 8 Board meetings in 2021
- Direct shareholding: series B shares: 2,000

**Osmo Suovaniemi (b. 1943)**, professor h.c., MD, PhD

- Member of the Board since 1988 and Chairman 2011-2021
- Non-independent of major shareholders and of the company
- Founder of Biohit and its former President & CEO
- Attended 9 Board meetings in 2021
- Direct shareholding: series A shares: 2,018,310; series B shares: 0

**Franco Aiolfi (b. 1947)** Degree in Pharmacy awarded by the University of Urbino

- Member of the Board since 2013
- Independent of the major shareholders but non-independent of the company
- Attended 9 Board meetings in 2021
- Direct shareholding: no Biohit shares
- Indirect shareholding: Majority owner of BioBrick S.p.A. 31.12.2021. BioBrick S.p.A. owned 92,807 series B shares in 31.12.2021

**Matti Härkönen (b. 1933)** emeritus professor, MD, PhD

- Member of the Board since 2017
- Non-independent of major shareholders and of the company
- Doctor of Medicine and Surgery (MD, PhD) and Emeritus Professor of Clinical Chemistry at the University of Helsinki
- Serves as scientific advisor to Biohit Oyj
- Attended 9 Board meetings in 2021
- Direct shareholding: series A shares: 57,200; series B shares: 267,965
- Indirect shareholding via Oy Tech Know Ltd, a company under his control: series A shares: 24,990; series B shares: 43,600

**Liu Feng (b. 1972)** General Manager of Hefei Medicine Co., Ltd, Owner of Biohit Healthcare Hefei

- Member of the Board since 2018
- Non-independent of the major shareholders and of the company
- Special researcher at the Counselor's Office of Anhui Provincial People's Government
- The vice chairman of the Chinese National Early Gastrointestinal-Cancer Prevention & Treatment Center
- Alliance member of the council of the China Health Promotion Foundation
- Attended 6 Board meetings in 2021
- Indirect shareholding via Biohit Healthcare (Hefei) Co., Ltd.: series A shares: 850,000, B shares: 4,095,415

**Lea Paloheimo (b. 1951)** PhD (clinical biochemistry), hospital chemist

- Member of the Board since 2019
- Independent of the major shareholders but non-independent of the company
- Employed by Biohit Oyj during 2001-2019, recently working as a Production and Product Development Director and Business Development Director.
- Attended 9 Board meetings in 2021
- Direct shareholding: series B shares: 7,000

### Board committees

The Board of Directors have assessed that the scope of the Biohit Oyj's business does not require the appointment of a separate Audit Committee, and consequently no separate committees have been appointed to increase the efficiency of the Board.

### President & CEO

The President & CEO is responsible for the day-to-day management of the company in accordance with the instructions and regulations issued by the Board of Directors. The President & CEO of the parent company is elected by the Board and acts as Group President. He also ensures the appropriate organisation and legality of the company's accounting and asset management. The terms of employment of the President & CEO are based on a written contract that is approved by the Board of Directors. The President & CEO cannot be elected Chairman of the Board. During the financial period Semi Korpela MSc Econ. (until 17.5.2021), Professor Osmo Suovaniemi (18.5.-31.8.2021) and Päivi Siltala MSc (starting 1.9.2021).

**Päivi Siltala (b. 1974)** MSc

- CEO starting 1.9.2021
- Previously: Sales Director at Johnson & Johnson and Cook Medical Endoscopy. Business Development Director at Pentax Medical
- No direct shareholding
- With Biohit Oyj since 2021 and previously 2008–2010

**Osmo Suovaniemi, b. 1943** MD, PhD

- Direct shareholding: series A shares: 2,018,310; series B shares: 0

**Semi Korpela, b. 1970** MSc (Econ)

- Direct shareholding: series B shares: 12

### Group Management Team

The composition and areas of responsibility of the Group's Management Team were as follows: Päivi Siltala (President & CEO), Jussi Hahtela (finance, ICT, HR), Suvi Elomaa (production) Minna Mäki (R&D and production), Ilari Patrakka (sales and marketing) and Daniela Söderström (quality and registration).

#### Jussi Hahtela (b. 1973) MSSc

- Finance, HR, ICT
- With Biohit Oyj since 2021
- Previously: Chief strategist and Head of FM/MM Sales Finland, Nordea Markets
- No direct shareholding

#### Suvi Elomaa (b. 1985) Biotechnology and food engineer

- Production Director
- With Biohit Oyj since 2013
- Previously: Project engineer at the Institute of Biomedicine, Department of Physiology at University of Turku
- No direct shareholding

#### Minna Mäki (b. 1969) Ph.D. (Molecular microbiology)

- R&D and Production Director
- With Biohit Oyj since 2018
- Previously: At Orion Diagnostica Oyj. Before that, Product Development Director at Mobidiag Ltd and researcher at the University of Helsinki.
- No direct shareholding

#### Ilari Patrakka (b. 1980) MSc (Econ.)

- Sales and Marketing Director
- With Biohit Oyj since 2012
- Previously: retail sales channel manager at Marioff Corporation Oy, marketing and export manager at Gasmet Technologies Oy, sales

- manager at Gasmet Technologies (Asia) Ltd.
- Direct shareholding: series B shares: 4,116

#### Daniela Söderström (b. 1987) MSc (Tech.)

- Quality and Regulatory Affairs Director
- With Biohit Oyj in the field of quality management since 2014.
- Direct shareholding: series B shares: 30,000

### Management of subsidiaries

The Managing Directors of the subsidiaries are responsible for the management of subsidiary operations and report to the President & CEO of the parent company. The subsidiaries are responsible for the sales and marketing of Biohit's products in their market areas. The managers of subsidiaries operate under the management and supervision of Biohit's President & CEO. In 2021, the Managing Directors of Biohit's subsidiaries were: Graham Johnson (United Kingdom) and Franco Aiolfi (Italy). The personal details and shareholdings of Biohit Oyj's Board of Directors and operative management are available at [www.biohit.fi/investors](http://www.biohit.fi/investors).

### Decision-making procedure concerning remuneration

The remuneration policy and the rest of the management team remuneration are available at [www.biohit.fi/investors](http://www.biohit.fi/investors).

### Remuneration of members of the Board of Directors

The Annual General Meeting approves the fees of Biohit Oyj's Board of Directors. The remuneration paid to the other members of Biohit Oyj's Board of Directors is decided by the company's Board of Directors in accordance with the company's rules on related-party transactions, which are described on section "related-party transactions".



### President & CEO and other company management

The Board approves the President & CEO's remuneration and terms of employment. The severance payment is not included in the President & CEO's terms of employment.

The Board approves the remuneration and terms of employment of members of the Management Team. Biohit Oyj's Board of Directors approves the principles of the incentive schemes for Management Team members and the President & CEO.

The President & CEO approves the salaries and profit-based incentives of subsidiaries' Managing Directors in accordance with the instructions provided by Biohit's Board of Directors. Profit-based incentives are dependent on sales and profitability trends for each unit.

### Pension plans

No other pension arrangements, beyond those mandated by law, have been made with the Managing Directors of Group companies.

### MAIN CHARACTERISTICS OF INTERNAL CONTROL OF THE FINANCIAL REPORTING PROCESS AND RISK MANAGEMENT

Biohit's internal control is responsible for ensuring that the Group carries out its business operations within the framework of current regulations and legislation and in accordance with the instructions of the Board of Directors. Internal control seeks to ensure that the Group operates with maximum efficiency and that efforts are made at various levels of the organisation to achieve the objectives set in the strategy approved by the Board of Directors. Risk management is geared towards supporting the achievement of these objectives by anticipating and managing business-related risks

### Control environment

Biohit's business operations and administration aim to realise the company's values, of which the most important is to promote health and wellbeing through innovation. Biohit will continue to focus on its diagnostics business and products that bind acetaldehyde – the areas where the company conducts global operations in manufacturing, sales and marketing.

Biohit's control environment is defined by the Board of Directors, which, as the highest administrative body, is responsible for organising internal control. The President & CEO is responsible for maintaining the efficiency of the control environment and the functionality of internal control. Biohit's financial department is responsible for the functionality of financial reporting as well as the interpretation and application of financial statement standards in line with the separately approved instructions.

### Risk assessment

In the assessment of risks related to financial reporting, Biohit's objective is to identify the major risks associated with the Group's business operations and environment. The cost-effective management and monitoring of these risks will then ensure that the company's strategic and operational targets can be reached as intended.

The Board of Directors carries the main responsibility for risk assessment and monitoring the implementation of risk management. The President & CEO works with the parent company's operative management and subsidiaries' managers to ensure that the Group's risk management is duly arranged. The parent company's 17 operative management is responsible for identifying and managing the risks involved within each business area, while the subsidiaries' Management Teams are responsible for those in their own market areas.

Risk management is one of the areas covered by Biohit's internal control processes, which regularly monitor the risks associated with the company's business operations, identify any changes and, if necessary, take appropriate action to hedge against them. Risk management focuses on ensuring the continuity of business operations and preventing financial misconduct.

### Control measures

Internal control measures are integrated into the Group's general business management and reporting process. The subsidiaries report to Group Management on business and earnings trends and the most significant deviations on a monthly and quarterly basis. The Group's Management Team reports to the Board of Directors on the overall development of business; these two bodies, together with the President & CEO, decide on overall corporate strategies and procedures guiding the operations of the Group.

The subsidiaries' Boards follow business developments and ensure that the parent company's approved instructions and guidelines are followed. As a rule, the Boards of Directors of the subsidiaries meet monthly. Board work in the subsidiaries is based on financial reports and the written monthly and annual reports drawn up by subsidiary management.

Biohit's business control is carried out in accordance with the management system described above. The company provides the reporting systems necessary for business and financial management. The financial department of the parent company provides instructions for drawing up annual and interim financial statements and prepares the consolidated financial statements.

The parent company's finance department retains central control of funding and administrative matters within the framework of the instruc-

tions provided by the Board of Directors and the President & CEO and is also responsible for the management of interest and exchange rate risks. The Managing Directors of the subsidiaries ensure that the subsidiaries' reporting is carried out in accordance with the instructions given by the Group's Management Team.

The parent company's administration department controls and provides instructions on Group-level personnel policies and any agreements made within the Group.

### Disclosure policy

Biohit aims to provide all its stakeholders with information about the company's operations in a proactive, consistent and timely manner. The company seeks to take the special requirements and interests of all its stakeholders into account in its communications in order to increase confidence in the company and thereby promote its business operations. Biohit's Board of Directors has approved an information release policy with a view to ensuring the accuracy and reliability of any information released. The policy also specifies who is responsible for communications in different situations.

Biohit's financial department regularly provides information on processes related to financial administration reporting. This ensures the real-time availability of data, which is a prerequisite for efficient internal control.

Financial administration guidelines and the company's information release policy aim to ensure the promptness and comprehensiveness of communications and the release of information required for internal control purposes.

### Monitoring

The efficiency of internal controls on financial reporting is overseen by the Board of Directors,

the President & CEO, Management Team members, and the Managing Directors of subsidiaries. Control focuses on following weekly and monthly financial reports and forecasts and analysing any deviations from business plans. Monitoring is performed at all Board and Management Team meetings where reports are reviewed. It is supported by regular contact between Group Management and the company's auditor, and analysis of any deviations, which occurs at least once per quarter.

The audit frameworks for the Group's subsidiaries and key audit areas are jointly defined by the Group's financial management and the chief auditor. Biohit has not appointed a separately organised function for internal auditing purposes, but Biohit's financial department has responsibility to implement it in practise.

The Group has internal control reporting systems required for financial management and monitoring business development. The reporting systems produce monthly financial data, so that financial management can ensure compliance with the parent company's approved instructions on matters such as authorisation.

The Group's auditor and the auditors of each subsidiary evaluate the effectiveness of the internal control system in connection with the external audit.

### AUDIT 2021

The auditor elected by the AGM is responsible for Biohit's statutory audit. According to the Articles of Association, the company must have one auditing body approved by the Central Chamber of Commerce. The 2021 Annual General Meeting re-elected auditing firm PricewaterhouseCoopers Oy as the company's auditor for a one-year term, with Tiina Puukkoniemi, Authorised Public Accountant, as chief auditor.

### Auditor and auditor's fees

The 2021 Annual General Meeting decided to pay auditor's fees in accordance with the auditor's invoice. The Group's invoiced auditors' fees for the 2021 financial period totalled EUR 88,300 (EUR 105,000 in 2020). In addition to this, PricewaterhouseCoopers Oy was paid a total of EUR 0 for other services (EUR 0 in 2020).

### RELATED-PARTY TRANSACTIONS

The company keeps a list of its related parties, and it regularly engages in transactions with some of these parties. These transactions are related to the company's ordinary business activities, they are appropriate in terms of the company's operations and they are executed on ordinary market terms. The company's financial management monitors and supervises related-party transactions as part of the company's normal reporting and supervision practices. Relevant transactions between the company and its related parties are reported annually in the notes to the company's consolidated financial statements. The company's Board of Directors makes all relevant decisions concerning related-party transactions. Decision-making is based on particularly thorough preparation and appropriate reports, statements and estimates. Preparation of related-party transactions, decision-making and approval have been arranged to take account of disqualification rules and appropriate decision-making entities.

Biohit Oyj's Board of Directors made following decision on 2021 related party transactions

1. As part of his work as the head of scientific advisory board, Osmo Suovaniemi's compensation will be the same as in 2020, when his compensation amounted to 200,000 EUR

2. As part of his work as the managing director of Biohit Healthcare S.r.l, Franco Aiolfi will be paid a fixed fee of 36,000 EUR in 2021 (36,000 EUR in 2020)
3. BioAir S.p.A. which delivers finance, quality, and IT services to Biohit Healthcare S.r.l will be paid 69,000 EUR in 2021
4. The members of the scientific advisory board will be paid 85 EUR per hour for the work outside the scientific advisory board
5. Oy Tech Know Ltd., company controlled by Matti Härkönen, is paid same consulting fee in 2021, 48,000 EUR, as in 2020

### INSIDERS

Biohit applies the Guidelines for Insiders approved by Nasdaq Helsinki Ltd, as well as any relevant amendments.

Biohit's President & CEO is responsible for insider control. He ensures that people who handle insider information are aware of insider regulations and adhere to trading restrictions. Insiders are not allowed to trade Biohit Oyj securities for 30 days before the publication of the company's financial statement bulletin and interim reports. Insiders participating in projects are not allowed to trade shares in Biohit before an announcement has been made of the continuation or discontinuation of a project.

Information on the shareholdings of Biohit's insiders and their trading activity is available on Biohit's website at [www.biohit.fi/investors](http://www.biohit.fi/investors).

# Information for Shareholders

## GENERAL MEETING OF SHAREHOLDERS

Biohit Oyj's Annual General Meeting has been planned for Wednesday 15 June 2022 in Helsinki, Finland. The Board of Directors will call the General Meeting.

## BOARD OF DIRECTORS' PROPOSAL REGARDING THE DISTRIBUTION OF PROFITS

On 31 December 2021, the parent company's distributable assets (unrestricted equity) amounted to EUR 4,195,824.36, including the loss for the financial period of EUR 1,592,724.36. The Board of Directors proposes to the Annual General Meeting that no dividend be distributed by the company for the most recent financial period.

## SHARES

Total number of shares: 15,045,593 (15,045,593 in 2020)

Series A shares (20 votes per share): 2,975,500 (2,975,500 in 2020)

Series B shares (1 vote per share): 12,070,093 (12,070,093 in 2020)

Biohit Oyj's series B shares are listed in the Nasdaq Helsinki Ltd Small Cap group. The shares are traded under the symbol BIOBV.

More detailed information about Biohit Oyj's shares is provided in the notes to the consolidated financial statements and on the company's website at [www.biohithealthcare.com/investors](http://www.biohithealthcare.com/investors).

## FINANCIAL COMMUNICATIONS

The financial reviews and other stock exchange releases published by Biohit are available on the company's website at [www.biohithealthcare.com/investors](http://www.biohithealthcare.com/investors). You can also subscribe to receive financial communications by email using the subscription form on the website.

## PUBLICATION DATES FOR FINANCIAL REPORTS IN 2022

Wednesday 10 August 2022: Interim report, January–June (H1).

## SILENT PERIOD

Biohit observes a silent period of 30 days before results are published. During this period, Biohit's management and other personnel will not provide information about the company's financial position or market-related comments, nor will they meet with representatives from equity markets or the financial media. However, if an event that requires immediate publication takes place during the silent period, Biohit will publish information without delay in accordance with disclosure regulations. In such cases, the company is able to comment on the event.



# Board of Directors



## EERO LEHTI

b. 1944  
MSc (Soc. Sci.),  
holder of the Finnish honorary title of "kauppaneuvos",  
member of parliament until 2019

Chairman of the Board and member since 2009

Non-Independent of the major shareholders  
and of the company

### Other relevant experience:

- Member of Parliament
- Founder and Chairman of Taloustutkimus Oy
- Chairman and main owner of Suomen Lehtiyhtymä Oy
- Chairman of Fennia, Henki-Fennia, Eila Kaisla Oy
- A board member of the TEKES
- Chairman of Kerava Municipal Board



## OSMO SUOVANIEMI

b. 1943  
professor h.c., MD, PhD

Member of the Board since 1988 and Chairman 2011-2021

Non-independent of major shareholders and of the company

### Other relevant experience:

- The founder and previous President & CEO of Biohit Oyj
- The founder, main shareholder, chairman, and CEO of Labsystems Oyj and Eflab Oy
- Around 70 patents in Finland and several hundreds abroad.
- A board member, vice-chairman, and chairman of the General Industry Group in Finland in 1978-1986
- A board member of the Confederation of Finnish Industry in 1986
- A member of the Academy of Technical Sciences from 2003



## FRANCO AIOLFI

b. 1947  
Degree in Pharmacy awarded by the  
University of Urbino

Member of the Board since 2013

Independent of the major shareholders  
but non-independent of the company

### Other relevant experience:

- Managing Director of BioAir S.p.A. in 31.12.2020 and majority owner through Arsfin Consult Srl





#### MATTI HÄRKÖNEN

b. 1933  
emeritus professor, MD, PhD

Member of the Board since 2017

Non-independent of major shareholders  
and of the company

##### Other relevant experience:

- Emeritus Professor of Clinical Chemistry at the University of Helsinki
- Doctor of Medicine and Surgery MD, PhD]
- Medical Officer at Yhtyneet Laboratoriot Oy
- About 280 scientific publications
- Responsible for the clinical trials and related development work at Biohit Oyj
- Acts as a scientific advisor to Biohit Oyj



#### LIU FENG

b. 1972  
General Manager of Hefei Medicine Co., Ltd

Member of the Board since 2018

Non-independent of the major shareholders  
and of the company

##### Other relevant experience:

- Special researcher at the Counselor's Office of Anhui Provincial People's Government
- The vice chairman of the Chinese National Early GastrointestinalCancer Prevention & Treatment Center Alliance
- Member of the council of the China Health Promotion Foundation.
- In 2013, Liu Feng and his companies and Biohit Oyj established a joint venture Biohit Healthcare (Hefei) Co., Ltd



#### LEA PALOHEIMO

b. 1951  
PhD (clinical biochemistry), hospital chemist

Member of the Board since 2019

Independent of the major shareholders but non-  
independent of the company

##### Other relevant experience:

- With Biohit Oyj during the years 2001-2019.  
Production and Product Development Director,  
Business Development Director

# Group Management Team



From left to right: Minna Mäki, Suvi Elomaa, Päivi Siltala, Daniela Söderström, Ilari Patrakka and Jussi Hahtela.

**MINNA MÄKI** b 1969  
Ph.D. (Molecular microbiology,  
R&D and Production Director  
With Biohit Oyj since 2018.

**SUVI ELOMAA** b 1985  
Biotechnology and food engineer,  
Production Director  
With Biohit Oyj since 2013.

**PÄIVI SILTALA** b 1974  
MSc, CEO  
With Biohit Oyj since 2021 and  
previously 2008–2010.

**DANIELA SÖDERSTRÖM** b 1987  
MSc (Tech.), Quality and Regulatory Affairs  
Director  
With Biohit Oyj since 2014.

**ILARI PATRAKKA** b 1980  
MSc (Econ.), Sales and Marketing Director  
With Biohit Oyj since 2012.

**JUSSI HAHTELA** b 1973  
MSSc, Finance, HR, ICT  
With Biohit Oyj since 2021.

For more information on the members of the  
Group Management Team, see page 12.

# Financial statements

## TABLE OF CONTENTS

<b>REPORT BY THE BOARD OF DIRECTORS</b> .....	20
<b>CONSOLIDATED FINANCIAL STATEMENTS*</b> .....	24
Consolidated Comprehensive Income Statement* .....	24
Consolidated Balance Sheet* .....	25
Statement of Changes in Consolidated Shareholders' Equity* .....	27
Consolidated Cash Flow Statement* .....	28
<b>NOTES TO THE PARENT COMPANY'S FINANCIAL STATEMENTS*</b> .....	30
<b>KEY INDICATORS</b> .....	50
<b>SHARES AND SHAREHOLDERS</b> .....	52
<b>FORMULAE FOR CALCULATING KEY INDICATORS</b> .....	54
<b>PARENT COMPANY'S INCOME STATEMENT (FAS)*</b> .....	55
<b>BOARD OF DIRECTOR'S PROPOSAL REGARDING THE DISTRIBUTION OF PROFITS*</b> .....	65
<b>AUDITOR'S REPORT</b> .....	66

\*part of the financial statements

# REPORT BY THE BOARD OF DIRECTORS 2021

## SUMMARY

- Revenue EUR 9.4 million (EUR 7.1 million)
- Revenue grew by 31.4% compared to 2020
- Operative EBITDA EUR +0.5 million (EUR -1.2 million)
- Cash at the end of the period EUR 1.1 million (EUR 1.0 million)
- ROE -18.7% (-28.5%)
- Fair value of Genetic Analysis AS investment EUR 0.9 million (EUR 0.8 million 31 December 2020)
- Revenue from international operations 97.5% (96.1%) of total revenue
- Equity ratio 76.3% (80.8%)

Biohit's revenue grew 31.4% from previous year. Solid balance sheet creates good conditions to business development and utilizing of products' commercial potential. Biohit's equity ratio was 76.3% at the end of financial year (80.8%). Company's financial assets totalled EUR 4.6 million (EUR 5.3 million)

## BIOHIT GROUP KEY FIGURES

	1-12/2021	1-12/2020
Revenue (MEUR)	9.4	7.1
EBITDA (MEUR)	0.5	-1.2
Operative EBITDA (MEUR)	0.5	-1.2
Operating profit/loss (MEUR)*	-1.5	-3.2
Profit/loss before taxes (MEUR)	-1.3	-3.3
Profit/loss for the period (MEUR)	-1.5	-3.3
Average number of personnel	44	45
Number of personnel at the end of the period	41	46
Equity ratio (%)	76.3%	80.8%
Earnings per share (EUR). Undiluted	-0.10	-0.22
Earnings per share (EUR). Diluted	-0.10	-0.22
Shareholders' equity per share (EUR)	0.49	0.58
Average number of shares during the period	15,045,593	15,045,593
Number of shares at the end of the period	15,045,593	15,045,593

\* In 2017 we capitalized the patent regarding divestment of Biohit Healthcare (Hefei) Co. Ltd. which is depreciated EUR 1.5 million annually until end of 2021.

## REPORTING

Biohit's product portfolio consists of diagnostic tests, analysis systems, products binding carcinogenic acetaldehyde into a harmless compound, monoclonal antibodies, as well as laboratory operations for research and development. The entire product and service portfolio is reported under a single segment.

## REVENUE AND EBIT

Revenue grew by 31.4% from 2020. Revenue from international operations was 97.5% (96.1%) of total revenue. EBIT was EUR -1.5 million (EUR -3.2 million).

### Consolidated revenue and operating profit

MEUR	2021	2020
Revenue MEUR	9.4	7.1
Operating income MEUR	-1.5	-3.2

## ALTERNATIVE PERFORMANCE MEASURES

### Bridge calculation of operative EBITDA

€ 1,000	2021	2020
Operating profit/loss	-1,480	-3,174
Depreciation and amortization	1,988	1,997
IFRS 2 Share based payments	17	-
Operative EBITDA	524	-1,178

## BALANCE SHEET, FINANCING AND OPERATIONAL CONTINUITY

On the 31 December 2021 the balance sheet totalled EUR 9.6 million (EUR 10.8 million 31 Dec 2020). At the end of the reporting period our equity ratio stood at 76,3% (80.8% 31 Dec 2020).

The balance sheet has decreased mainly due to China patents amortization by EUR 1.5 million.

Biohit Oyj has a stable financing position. On the 31 December 2021 company's financial assets totalled EUR 4.6 million (EUR 5.3 million) which does not include Genetic Analysis AS shares.

The company has managed to keep its working capital on a good level and the management believes that working capital will cover the operations for the next 12 months and the company is not dependent on external financing to be able to guarantee the

continuity of its operations. Cash flow from operating activities was EUR -0.4 million during the review period and EUR -0.0 million during the second half of the year. Company's management assessment is that company's ability to continue its operations is good and there are no indications towards events or circumstances that alone or together might give a significant reason to doubt the organisation's ability to continue its operations.

## INVESTMENTS

Gross investments during the the 1-12/2021 reporting period totalled EUR 0.0 million (EUR 0.0 million).

## PERSONNEL

During the review period the Biohit Group employed on average 44 (45) people of whom 35 (36) were employed by the parent company and 9 (9) by the subsidiaries.

## SHORT-TERM RISKS AND UNCERTAINTY FACTORS

Biohit's key risks are related to prolongation of the coronavirus pandemic, the success of product registrations and the selection and development of new market areas and distribution channels. Rising inflation and especially higher cargo tariffs are a threat to Biohit's competitiveness. Global component shortage is also a risk factor.

The diagnostic industry is heavily regulated, and this may have an effect on Biohit's sales. The duration of the product registration process is different in each market area. For this reason, it is not possible to accurately assess the time taken for the authorities to handle registrations and for product sales to begin.

It is also critical in the short-term to implement the changes in Biohit's product portfolio and processes according to new IVDR EU regulation, so that the sales of the existing products can continue.

When investing liquid assets, the objective is to gain a return on investment with a low risk of equity loss. The investment portfolio consists of deposits, investment funds and corporate loans. A fundamental aspect in portfolio management is sufficient diversification across different asset classes, investment instruments and counterparties. The investment portfolio is subject to equity risk that is managed by diversification and allocation decisions. The portfolio is also subject to interest rate risk, which is managed by adjusting the duration of the portfolio. In

addition, general instability in the financial markets impacts negatively on the value of the investment portfolio.

The Group's investment in listed Genetic Analysis AS is subject to changes in share price and EUR/NOK foreign exchange rate.

Biohit's customer base is widely diversified, with the exception of certain GastroPanel® products sales in China, which currently represents a major single business for Biohit. Otherwise the company is not significantly dependent on individual customers or project deliveries.

Balance sheet and sales of the Biohit's UK subsidiary are in GBP. As a result, Biohit is exposed to risk of GBP weakening. Otherwise, most of the company's business is conducted in EUR and the indirect effects of currency exchange rate fluctuations are considered insignificant.

## OUTLOOK FOR 2022

Biohit expects its 2022 profitability to improve comparing with 2021 (2021: EUR -1.5 million).

The prolonged COVID-19 casts a shadow as it stresses healthcare resources and limits the demand for other diagnostics. More information on the risks can be found in the section "short-term risks and uncertainty factors".

## MAIN EVENTS IN THE FINANCIAL YEAR

### Revenue growth

Biohit's revenue grew to EUR 9.4 million (2020: EUR 7.1 million, growth 31.4%). EBITDA was EUR +0.5 million. Growth from previous year was EUR 1.6 million. Bottom line was still in minus, but this was almost entirely caused by the depreciation from China patents. These depreciations have been carried out since 2017 and they ended as planned in 2021. Compared to the previous year, fixed costs decreased by EUR 0.1 million due to the business development and streamlining measures.

A settlement with Biohit Healthcare (Hefei) Co. Ltd in a dispute relating to patent licensing agreement contributed positively to H2 earnings. Actualized royalty payments were bigger than provisions.

In H1/2021 Biohit was granted funding for two R&D projects by the European Union and Business Finland. The total amount of these grant fundings is EUR 0.9 million, of which EUR 0.2 million was deferred as a revenue to the reporting period. State Treasury

of Finland granted Biohit COVID-19 business cost support worth EUR 0.2 million for inflexible costs. Centre for Economic Development, Transport and the Environment decided to grant Biohit Oyj EUR 0.2 million support for corporate development, this support had no financial impact on the reporting period.

Biohit owns 5.71% of the Norwegian Genetic Analysis AS. Genetic Analysis AS listed on October 1, 2021 in the Swedish Spotlights Stock Market exchange. After the listing, the fair value of the Genetic Analysis can be determined using public market prices.

### Expanding distribution network and CE mark for GastroPanel® Quick Test

GastroPanel® quick test is the further development of the unique Biohit GastroPanel examination which is the most important product for us in terms of revenue. GastroPanel quick test is based on immunoassay method detecting GastroPanel biomarkers from EDTA-plasma or finger prick blood. In August 2021 we received CE mark for the plasma version and we will extend the CE mark of the GastroPanel quick test to also include finger-prick blood samples. The COVID-19 pandemic has challenged the clinical research projects, but we are confident to finalize the studies soon.

The global need in health care is evident for reliable quick tests intended for diagnosing *Helicobacter pylori* infection, atrophic gastritis and cancer risk from patients with dyspeptic symptoms.

Biohit has actively widened the coverage of its sales activities in the global markets. During the year 2021 we have signed four remarkable distribution agreements for GastroPanel in South Africa and Malaysia and Acetium lozenge, nicotine free smoking cessation method, in Chile and Switzerland.

### New CEO

The Board of Directors of Biohit Oyj appointed MA Päivi Siltala the CEO of the company starting September 1, 2021. Siltala joined Biohit from Johnson & Johnson where she was Sales Director.

Besides Biohit and Johnson & Johnson, Siltala has worked in leading sales and business development positions at Pentax Medical and Cook Medical Endoscopy.

## RESEARCH AND DEVELOPMENT AND CLINICAL STUDIES

R&D operations focus on innovations, as well as product development and further improved usability. Biohit also employs external experts and subcontractors in its R&D operations.

Development expenditure has not been capitalized. Research and development expenditure during the 1-12/2021 reporting period amounted to EUR 1.2 million (EUR 1.0 million) of which the second half-year accounted for EUR 0.5 million (EUR 0.5 million).

In August Biohit launched CE-marked GastroPanel® quick test. The Quick test system comprises an immunological test and dedicated GP Reader device which interprets the result. The Quick test enables first-line diagnosis and screening of dyspeptic patients easier than ever before.

Next we will extend the CE mark of the GastroPanel quick test to include finger-prick blood samples. Clinical performance studies for finger-prick samples were on hold due to the COVID-19 pandemic. Clinical studies are now up and running again and without any new obstacles the finger-prick version is expected to be CE-marked by the end of May 2022.

The development of ColonView, screening test intended for detection of fecal occult blood (FOB) in stool samples, have continued in 2021.

## FINNACIAL REPORTING

Biohit Oyj publishes financial reviews twice a year. In 2022 Biohit will publish the half-year financial report for period January - June 2022 (H1) at 9:30 am on Wednesday 10 August 2022.

## MAJOR EVENTS AFTER THE CLOSE OF THE REVIEW PERIOD

### Biohit Oyj has settled the dispute concerning a breach of the patent license agreement

Biohit Oyj's shareholder Biohit HealthCare (Hefei) Co. Ltd is the exclusive distributor of Biohit Oyj's certain Gastropanel products in China. In this connection, a dispute has arisen between the companies regarding the application of the license agreement between the companies. In order to resolve these and certain other controversies and claims related to the license agreement, Biohit Oyj has submitted an application to the Arbitration Institute of the

Finland Chamber of Commerce to initiate arbitration proceedings in May 2021.

Counterparties have reached an agreement in the dispute on February 8, 2022. As a result, arbitration procedure will be ended by a cancellation request if certain preconditions are fulfilled within the set period of time.

The company's management is not aware of any other material events since the balance sheet date.

## GOVERNMENT

### Annual General Meeting in 2021

AGM decided on June 23, 2021 as suggested by the Board of Directors, that no dividend will be paid on the financial year 2020. The AGM resolved that six (6) members are elected to the Board of Directors and that professor h.c., MD, PhD Osmo Suovaniemi, Commercial Counsellor Eero Lehti, CEO Franco Aiolfi, emeritus professor, MD, PhD Matti Härkönen, PhD Lea Paloheimo and CEO Liu Feng are elected as members of the Board of Directors until the end of the next AGM. AGM decided to choose PricewaterhouseCoopers as an audit firm.

### Biohit Oyj's Management Team

The members of Biohit's Management Team are: CEO Päivi Siltala, CFO Jussi Hahtela, Production Director Suvi Elomaa, Research and Development Director Minna Mäki, Sales and Marketing Director Ilari Patrakka and Quality and Regulatory Affairs Director Daniela Söderström.

## SHARES AND SHAREHOLDERS

Biohit Oyj's number of shares is 15,045,593 (15,045,593), of which 2,975,500 (2,975,500) are Series A shares and 12,070,093 (12,070,093) are Series B shares. The Series B shares are quoted on NASDAQ Helsinki in the Small cap/Healthcare group under the code BIOBV.

### BIOBV/NASDAQ OMX Helsinki

	1-12/2021	1-12/2020
High (EUR)	2.54	4.30
Low (EUR)	1.82	1.90

Average (EUR)	2.11	2.56
Latest (EUR)	1.84	2.48
Turnover (EUR)	8,892,806	14,153,206
Turnover volume	4,213,424	5,518,054

### Shareholders

At the end of the reporting period on 31 December 2021 the company had 7,669 shareholders (7,513 on 31 December 2020). Private households held 59.2% (63.3%), companies 5.3% (7.5%) and public sector organisations 0.0% (0.0%). Foreign ownership or nominee registrations accounted for 33.2% (29.2%) of shares.

Further information on the shares, major shareholders and management shareholdings is available on the company's website.

### BOARD'S PROPOSAL FOR DISTRIBUTIONS OF PROFIT

The parent company's distributable funds (unrestricted equity) on 31 December 2021 are EUR 4,195,824.36 of which the period net loss is EUR 1,592,724.36. The Board of Directors proposes to the Annual General Meeting that no dividend be paid for the fiscal year.

### AGM in 2022

Biohit Oyj's Annual General Meeting has been planned for Wednesday 15th of June 2022. The Board of Directors will call the

General Meeting at a later date.

### Corporate Governance Statement

Biohit Oyj will release a separate Corporate Government Statement in its internet site: <https://www.biohithealthcare.com/en/biohits-corporate-governance-statements/>

### Helsinki 14 February 2022

Biohit Oyj  
Board of Directors

# Consolidated Comprehensive Income Statement

€ 1,000	Note	1 Jan.–31 Dec 2021	1 Jan.–31 Dec 2020
<b>Revenue</b>	3	<b>9,361</b>	<b>7,123</b>
Change in inventories of finished and unfinished products		-305	144
Other operating income	5	258	19
Materials and services	6	-3,141	-3,309
Expences arising from employment benefits	7	-3,450	-3,063
Other operating expenses	8	-2,215	-2,091
<b>EBITDA</b>		<b>508</b>	<b>-1,178</b>
Depreciation and amortization	10	-1,988	-1,997
<b>Operating profit/loss</b>		<b>-1,480</b>	<b>-3,174</b>
Financial income	11	209	83
Financial expenses	11	-33	-171
<b>Profit/loss before taxes</b>		<b>-1,305</b>	<b>-3,261</b>
Income taxes	12	-195	-51
<b>Profit/loss for the financial period</b>		<b>-1,500</b>	<b>-3,313</b>
<b>Other items of comprehensive income</b>			
Items that may later be reclassified through profit and loss			
Translation differences		12	-5
Items that will not be reclassified through profit and loss			
Changes in the fair value of equity instruments measured at fair value through other comprehensive income		74	-2,560
<b>Total comprehensive income for the period</b>		<b>-1,414</b>	<b>-5,877</b>
Distribution of profit/loss for the financial period			
To the owners of the parent company		-1,500	-3,313
Total		-1,500	-3,313
Distribution of comprehensive income for the financial period			
To the owners of the parent company		-1,414	-5,877
Total		-1,414	-5,877
Earnings per share calculated from earnings attributable to the owners of the parent company			
Undiluted earnings per share (EUR)	13	-0.10	-0.22
Diluted earnings per share (EUR)	13	-0.10	-0.22



# Consolidated Balance Sheet

€ 1,000	Note	31 Dec 2021	31 Dec 2020
<b>ASSETS</b>			
<b>Non-current assets</b>			
Intangible assets	14	137	1,763
Property, plant and equipment	15	201	269
Right-of-use assets	15, 16	219	371
Other non-current financial assets	17	58	58
Deferred tax assets	19	14	17
<b>Total non-current assets</b>		<b>629</b>	<b>2,478</b>
<b>Current assets</b>			
Inventories	20	750	903
Trade and other receivables	17, 21	2,720	1,317
Other current financial assets	17	4,413	5,041
Cash and cash equivalents	17, 18, 22	1,102	1,038
<b>Total current assets</b>		<b>8,984</b>	<b>8,299</b>
<b>Total assets</b>		<b>9,613</b>	<b>10,777</b>

€ 1,000	Note	31 Dec 2021	31 Dec 2020
<b>SHAREHOLDERS' EQUITY AND LIABILITIES</b>			
<b>Shareholders' equity</b>			
Share capital	23	2,350	2,350
Fair value reserve	23	-1,092	-1,165
Invested unrestricted equity fund	23, 24	5,138	5,138
Translation differences		-76	-88
Retained earnings		979	2,468
<b>Shareholders' equity attributable to shareholders of the parent company</b>		<b>7,300</b>	<b>8,703</b>
<b>Total shareholders' equity</b>		<b>7,300</b>	<b>8,703</b>
<b>Long-term liabilities</b>			
Lease liabilities	16, 17, 25	155	125
Deferred tax liabilities	19, 26	2	3
Other liabilities	17, 18, 26	7	6
<b>Total long-term liabilities</b>		<b>164</b>	<b>134</b>
<b>Short-term liabilities</b>			
Trade payables	17, 26	577	612
Tax liabilities	17, 26	180	31
Short-term interest-bearing liabilities	16, 17, 25	66	256
Other liabilities	26	1,324	1,040
<b>Total short-term liabilities</b>		<b>2,149</b>	<b>1,940</b>
<b>Total shareholders' equity and liabilities</b>		<b>9,613</b>	<b>10,777</b>

# Statement of Changes in Consolidated Shareholders' Equity

€ 1,000	Shareholders' equity attributable to shareholders of the parent company						Total shareholders' equity
	Share capital	Invested unrestricted equity fund	Translation differences	Fair value reserve	Retained earnings		
Shareholders' equity 1 January 2021	2,350	5,138	-88	-1,165	2,468		8,703
Share-based payments	-	-	-	-	17		17
Adjustments of translation differences	-	-	-	-	-5		-5
Total comprehensive income for the period	-	-	12	74	-1,500		-1,414
<b>Shareholders' equity 31 December 2021</b>	<b>2,350</b>	<b>5,138</b>	<b>-76</b>	<b>-1,092</b>	<b>979</b>		<b>7,300</b>

€ 1,000	Shareholders' equity attributable to shareholders of the parent company						Total shareholders' equity
	Share capital	Invested unrestricted equity fund	Translation differences	Fair value reserve	Retained earnings		
Shareholders' equity 1 January 2020	2,350	5,138	-84	1,395	5,780		14,580
Total comprehensive income for the period	-	-	-5	-2,560	-3,313		-5,877
<b>Shareholders' equity 31 December 2020</b>	<b>2,350</b>	<b>5,138</b>	<b>-88</b>	<b>-1,165</b>	<b>2,468</b>		<b>8,703</b>

# Consolidated Cash Flow Statement

€ 1,000	Note	2021	2020
<b>Cash flow from operating activities</b>			
Profit/loss for the financial period		-1,500	-3,313
Adjustments to profit for the financial period			
Business activities with no payment transactions		-12	11
Depreciation and impairment	10	1,988	1,997
Unrealised exchange rate gains and losses		-3	-
Financial income and expenses		-193	87
Income taxes	12	195	51
Total adjustments to income for the financial period		1,976	2,146
Change in working capital			
Increase (-)/ decrease (+) in short-term interest-free trade receivables		-1,395	1,545
Increase (-)/ decrease (+) in inventories		161	97
Increase (+)/ decrease (-) in short-term interest-free liabilities		213	-344
Total change in working capital		-1,021	1,298
Interest paid		-25	-103
Interest received		120	98
Realised exchange rate gains and losses		24	-10
Income tax paid		-18	-142
<b>Net cash flow from operating activities</b>		<b>-444</b>	<b>-25</b>

€ 1,000	Note	2021	2020
<b>Cash flow from investments</b>			
Investments in tangible and intangible assets		-33	-15
Income from disposal of tangible and intangible assets		20	-
Investments in funds and deposits		-1,592	-1,557
Profit from the sale of investments in funds and deposits		2,365	1,537
<b>Net cash flow from investments</b>		<b>760</b>	<b>-35</b>
<b>Cash flow from financial activities</b>			
Repayment of lease liabilities		-266	-222
<b>Net cash flow from financial activities</b>		<b>-266</b>	<b>-222</b>
<b>Change in financial assets</b>		<b>50</b>	<b>-282</b>
Cash and cash equivalents at the beginning of the period		1,038	1,325
Effects of changes in exchange rates		13	-5
<b>Cash and cash equivalents at the end of the period</b>	22	<b>1,102</b>	<b>1,038</b>

# Notes to the Parent Company's Financial Statements

## 1 BASIC INFORMATION ON THE COMPANY

Biohit Oyj is a Finnish public limited company that manufactures that bind acetaldehyde, diagnostic products, and systems for diagnostic analysis for the use of research institutions, healthcare, and industry. The parent company's domicile is Helsinki, Finland.

A copy of the consolidated financial statements is available on the website, [www.biohit.fi](http://www.biohit.fi), and at the headquarters of the Group's parent company at Laippatie 1, Helsinki, Finland.

Biohit Oyj's Board of Directors approved the financial statements for publication on February 16th 2022. In accordance with the Finnish Limited Liability Companies Act, shareholders have the opportunity to approve or reject the financial statements at the Annual General Meeting, which is to be held after the financial statements have been published. At the Annual General Meeting, it is also possible for a decision to be made to alter the financial statements.

## 2 ACCOUNTING PRINCIPLES

### Accounting principles

These financial statements have been prepared in accordance with the International Financial Reporting Standards (IFRS) endorsed by the European Union. The IAS and IFRS standards that were valid on 31 December 2021 have been followed, as well as SIC and IFRIC interpretations. The IFRS refer to standards and interpretations thereof approved for application in the EU in compliance with the proceedings stipulated in Regulation (EC) 1606/2002, as referred to in the Finnish Accounting Act and subsequent regulations. The notes to the consolidated financial statements also comply with Finnish accounting and corporate legislation.

The consolidated financial statements have been prepared in compliance with the principle of operational continuity. Despite its loss-making financial periods, the company has succeeded in keeping its working capital at a good level and the company

believes that it is sufficient to cover the next 12 months of operations. The company is not dependent on external financing to guarantee operational continuity. In the assessment of the company's senior management, the company's capacity to continue operating is good, and there are no foreseeable events or conditions that could occur individually or in combination to give major cause to doubt the company's ability to continue operating.

The consolidated financial statements have been prepared on the basis of acquisition cost with the exception of equity investments recognised at fair value through other comprehensive income and financial assets and liabilities recognised at fair value through profit or loss. The financial statements are presented in thousands of euros. The figures presented in the financial statements are rounded from precise figures, so the combined total of individual figures may differ from the total sum presented. Indicators have been calculated using precise values.

The preparation of IFRS-compliant financial statements requires the Group management to make certain estimations and judgments when applying the Group's accounting policies. Information on judgements that the management has made when applying the Group's accounting principles and that have the most significant effect on the figures presented in the financial statements are presented under "Accounting policies calling for judgements by the management and key sources of estimation uncertainty".

### Presentation method

The Group's income statement is presented as a single calculation in which the share of the income accounted for by the Group's ongoing operations is presented first and income due to discontinued operations is then presented on a single line. In the 2020 and 2021 financial periods Biohit had no discontinued operation to present.

### Consolidation principles

The consolidated financial statements include the parent company, Biohit Oyj, and all its subsidiaries. Subsidiaries are companies over which the Group exercises control. The Group has a controlling interest in a company if, by being involved in the company, it is exposed to fluctuating returns or is entitled to such fluctuating returns and it is able to influence these returns by exercising its control over the company.

Mutual shareholdings of Group companies have been eliminated using the acquisition cost model. Acquisition costs include transferred assets at fair value, generated or assumed liabilities and equity-based instruments that are issued. Acquired subsidiaries are consolidated from the moment that the Group gains control over them and divested subsidiaries are consolidated until this control ends. All internal Group business transactions, receivables, liabilities, unrealised profits, and internal profit distribution are eliminated when preparing the consolidated financial statements. Unrealised losses are not eliminated if the loss results from impairment. The distribution of profits for the financial period to the parent company's owners and minority interest-holders is presented in the income statement, and the minority interest-holders' share of equity is presented as a separate item in the balance sheet under equity. The minority interest-holders' share of accumulated losses is recognized in the consolidated financial statements up to the amount of the investment. The Group has no associated companies or minority shareholders.

### Subsidiaries

Subsidiaries are consolidated into the financial statements from the moment that the Group gains control over them until this control ends. The consolidated financial statements have been prepared using the acquisition-cost method. The Group's share of assets, liabilities, and contingent liabilities on the date of

acquisition is recognised at fair value and the amount in excess of the fair-value acquisition cost is recognised as goodwill. If the acquisition cost of a subsidiary is less than the value of the net assets on the date of acquisition, the difference is recognised in the income statement. Internal Group business transactions, receivables, liabilities, and unrealised profits from internal sales are eliminated in the consolidated financial statements. Unrealised losses are also eliminated unless an internal business transaction demonstrates that an asset has become impaired. The share of a subsidiary owned by minority interest-holders is presented in the consolidated balance sheet under equity, separately from shareholders' equity. The accounting principles applied by subsidiaries have been adapted to correspond to the Group's principles. On 31 December 2021, the company had no goodwill on its balance sheet.

### Translating items denominated in foreign currencies

The profit and financial position of the Group's units are measured in the currency of the main operating region of the unit in question. The consolidated financial statements are presented in euro, which is the functional and presentation currency of the Group's parent company.

Foreign currency business transactions are recorded in the functional currency at the exchange rate on the date of transaction. Monetary receivables and liabilities are translated at the exchange rate on the closing date of the financial period. Non-monetary foreign currency items have been translated into the functional currency at the exchange rates on the transaction date. Any exchange differences arising from translation are recognised in the income statement. Any exchange differences arising from the translation of accounts receivable and accounts payable within the Group are recognised as financial items, while corresponding external items are treated as sales or purchase adjustment items. The income statements of foreign subsidiaries have been translated into euro at the average exchange rate for the financial period and the balance sheets have been translated at the exchange rate on the closing date of the financial period. The exchange difference resulting from translating income statement items using the average exchange rate and balance sheet items at the exchange rate on the closing date of the financial period has been recognised

as a separate item under translation differences in equity. Exchange differences from monetary items calculated as net investments made in foreign subsidiaries are recognised as translation differences.

### Business segments

Biohit's product portfolio consists of diagnostic tests, analysis systems, products that bind carcinogenic acetaldehyde into harmless compounds, monoclonal antibodies, and service laboratory operations. The company classifies its entire product and service portfolio into one segment.

Segment information is provided to the most senior operative decision-making body as part of internal reporting in a consistent manner. The Group's Management Team is the most senior operative decision-making body. It is responsible for allocating resources to business segments.

### Revenue recognition:

The Group applies IFRS 15 Revenue from contracts with customers. The new standard establishes a five-step model for recognizing revenue from contracts with customers.

Revenue is recognised on a gross basis, as Biohit acts as a principal towards customers. The transaction price is estimated separately for each contract at the amount of consideration that Biohit is expected to be entitled to in exchange of the goods or services transferred. The determination of the transaction price is normally straightforward, as Biohit's contracts include no variable consideration such as retrospective discounts. Biohit applies the practical expedient and therefore does not recognise a significant financing component, i.e. does not adjust the promised consideration for time value of money when the time between the delivery of the promised good or service to the customer and the payment by the customer is less than one year.

Some distribution agreements include the right to return the goods. In this case, Biohit recognises revenue at the amount that it expects to be entitled to and recognises a refund liability within advance payments (Note 26) as well as an asset reflecting the right to the returned goods in tangible assets in the balance sheet (Note 20). At the end of each reporting period, Biohit updates its estimates relating to the sales involving a right to return and adjusts revenue,

cost of goods sold and the related refund liability and asset accordingly.

Revenue for each good or service as well as royalty from license-based business is recognised as a distinct performance obligation, as those are separately identifiable and Biohit's customers can benefit from them individually. Revenue from goods sold is recognised at a point of time when control over them is transferred to the customer in accordance with the commercial terms of delivery, i.e. when the goods leave the warehouse in accordance with "ex-works". For laboratory services, Biohit considers that control is transferred to the customer when the results of an analysis are delivered to the customer, and revenue is recognised at a point of time. Revenue from licence-based contracts is recognised based on a so-called subsequent sale, i.e. on the basis of revenue generated from the sales of the licenced goods by the customer or on the basis of the number of goods sold. Where Biohit is unable to receive from the customer the information regarding the amount of sales or the number of goods sold that forms the basis for royalty income, royalty income is estimated based on historical data. In the financial year 2021, royalty income is based on information submitted by the customers.

Biohit has a contractual obligation to withdraw defective goods from the market and replace them with new products without a separate compensation. Costs relating to the withdrawal are accounted for in accordance with IAS 37 Provisions, contingent liabilities, and contingent assets. The amount of costs relating to goods withdrawn has not been material in Biohit's business. Biohit recognises a contract asset when the right to a consideration is not unconditional. The asset is recognised within sales receivables when the right to a consideration is unconditional, i.e. when only passage of time is required before payment of the consideration is due. A contract liability is recognised for payments received from customers for which no goods or services have yet been delivered by Biohit.

Biohit has not incurred any significant costs to obtain the contracts, such as sales commissions. Biohit applies a practical expedient and recognises the incremental costs of obtaining a contract as an expense as incurred if the amortisation period for the related asset would be one year or less.

Biohit applies the practical expedient and does not disclose

information about partly or completely unsatisfied performance obligations that relate to contracts with a duration one year or less. Biohit's contracts with a duration of more than one year consist of distribution agreements that are framework contracts by nature and do not meet the criteria in IFRS 15 for the existence of a contract without specific purchase orders for quantities to be delivered. In this case, future sales relating to distribution agreements are not accounted for as unsatisfied performance obligations, and no transaction price is allocated to them.

### Public grants

Public grants are recognized according to the IAS20-standard. Public grants are recognized as fair value when it reasonably certain that they will be granted and that the company fulfils the requirements for them. Public grants are accrued and recognised in the profit and loss statement for the financial period in which the right to receive the grant is fulfilled based on actual costs. Product development grants e.g., Business Finland, are recognizes as Other operating income. Cost support e.g. The State Treasury's business cost support is recognized as Other operating costs deductibles.

### Estimates made relating to revenue recognition

Biohit uses management's estimates when recognising revenue from contracts with customers including a right of return. Management estimates the extent to which the right of return will be exercised, and revenue is recognised only for the products which, according to management's estimate, are very likely not to be returned. Management's estimates are based on historical return rates or where historical data is not available, on estimates regarding future returns based on unsold goods included in the customer's inventory and their expiry dates. The amount of these contracts in Biohit's business is minimal.

### Property, plant, and equipment

Property, plant, and equipment are recognised at original acquisition cost, less accumulated depreciation, and impairments. Acquisition cost includes the direct costs arising from acquisition. Costs that arise subsequently are included in the book value of the asset or recognised as separate assets only if it is likely that the

future financial benefit associated with the asset will benefit the Group and the acquisition cost of the asset can be reliably determined. Other repair and maintenance costs are recognised through profit or loss in the period during which they have materialised.

Straight-line depreciation is applied to assets according to the estimated useful life. No depreciation is made on land.

The estimated useful lives are as follows:

Machinery and equipment: 3–10 years

The residual value and the useful life of assets are checked in every financial statement and, if necessary, adjusted to represent changes that have occurred in the expectations of financial benefit. Sales gains and losses accumulated from the disposal or transfer of tangible fixed assets are included in other operating income or expenses.

### IFRS 16 Leases

Biohit implements the IFRS 16 lease standard. According to the standard almost all leases are recognised on the balance sheet by lessee as the distinction between operating and finance leases is removed.

Under the new standard, lessee recognises a right-of-use asset (the right to use the leased item) and a lease liability to pay rentals. The standard includes optional recognition exemptions for short-term leases (12 months or less) and leases for which the underlying asset is of low value. Biohit has decided to apply the optional exemptions and recognises these expenses as straight-line basis over the period of the lease.

According to IFRS 16 -standard, the lessee's lease period is the period during which the lease cannot be terminated. Also, a potential extension or termination option should be considered if the use of such option is estimated to be reasonably certain. The lease term for ongoing contracts is based on estimate by Biohit's management. Management regularly estimates the length of those leases.

The lessee should value the lease agreement by discounting the future lease payments to the present value at the inception of the contract. The internal interest rate implicit in the lease is not easily

available which is why the future minimum lease payments are discounted using Biohit's incremental borrowing rate. According to the standard, the incremental borrowing rate is defined as the interest that the lessee would have to pay when borrowing for a similar term and with similar security to obtain an asset of an equivalent value to the right-of-use asset in similar economic environment. Biohit has determined the incremental borrowing rate for leases based on the debt-based financing offers received from the 3rd party. Biohit has applied a single discount rate to a portfolio of leases with similar characteristics.

## INTANGIBLE ASSETS

### Research and development expenses

Research expenditure is recognised as an expense in the balance sheet. Development expenditure related to designing new and more advanced products is capitalised in the balance sheet as an intangible asset when the product can be technically realised and commercially exploited, and the product is expected to generate a future financial benefit. Development expenditure that has previously been recognised as an expense cannot be capitalised at a later date. Depreciation is booked for an asset from the time it is ready for use. No development expenditure was capitalised on the balance sheet on 31 December 2021.

### Other intangible assets

Intangible assets are only entered in the balance sheet if the acquisition cost of the asset can be reliably determined and if it is likely that the expected financial benefit from the asset will benefit the company. Other intangible assets with a limited useful life are entered in the balance sheet at original acquisition cost, and costs are booked in the income statement based on straight-line depreciation over the course of the known or estimated useful life of the asset. The Group has no intangible assets with indefinite useful lives.

The depreciation periods are as follows:

Patents:	4–10 years
IT software:	3 years
Other intangible assets:	5–10 years



### Impairments of tangible and intangible assets

On the closing day of each financial period, the Group assesses whether there are indications of impairment in the value of a particular asset. If there are such indications, the recoverable amount from the said asset is estimated. Additionally, the recoverable amount is estimated annually for goodwill, regardless of whether there is any indication of impairment. The need for impairment is reviewed at the level of cash-generating units, that is, the lowest unit level that is largely independent of other units, and whose cash flow can be separated from other cash flows. The discount rate used is the interest rate that is determined before taxes and that describes the market's view of the time value of money and the risks incorporated in the tested asset.

The recoverable amount is the asset's fair value, less costs arising from transfer or a higher utility value. Value in use is the estimated future net cash flow from the asset or cash-generating unit, which is discounted to its present value. Impairment loss is recognised if the book value of the asset is higher than the recoverable amount. Impairment loss is recognised immediately in the income statement. If the impairment loss is allocated to a cash-generating unit, it is first allocated to reduce the goodwill of the cash-generating unit and then to reduce the other assets of the unit pro rata. The impairment loss is cancelled if there is a change in the conditions and the recoverable amount from the asset has changed since the impairment loss was booked. However, the impairment loss may not be reversed in excess of what the asset's book value would be without the recognition of the impairment loss. Impairment losses recognised for goodwill are never reversed.

### Inventories

Inventories are measured at acquisition cost or net realisable value, whichever is lower. The acquisition cost is determined using the FIFO method. The acquisition cost for finished and unfinished products consists of raw materials, direct labour costs, other direct costs, and the appropriate share of manufacturing-related variable overheads and fixed overheads at a normal level of operations. The net realisable value is the estimated selling price in the ordinary course of business, less the estimated costs for completing the product and costs related to sales

### Pension obligations

In Group companies, pension cover is arranged in accordance with the pension legislation and practices of the country in question. The pension arrangements are defined-contribution plans. The payments related to defined-contribution pension plans are recognised as costs in the financial period in which they arise.

### Share-based payments

The Group has incentive plans where payments are made in the form of equity instruments. The benefits granted under the plans are recognised at fair value on the date on which they were granted and entered as costs evenly throughout the period during which they were earned. The effect of the plans on profit or loss is presented under costs of employee benefits.

The cost determined on the date on which the options were granted is based on the Group's estimate of the number of options for which rights are presumed to arise at the end of the incentive-earning period. The Group updates the presumption of the final number of options on the final day of every reporting period. Changes in estimates are treated through profit or loss. The fair value of option plans is defined on the basis of the Black-Scholes option pricing model. Terms that are not market-based, such as profitability and specific growth targets, are not taken into consideration when determining the fair value of options. Instead, they affect the estimate of the final number of options.

When option rights are exercised, the assets obtained from share subscriptions are entered into the invested unrestricted equity fund in accordance with the terms of the plan.

### Provisions

A provision is entered when the Group has, due to a past event, a legal or factual obligation, and the obligation is likely to materialise and the sum of the obligation can be reliably estimated. The amount to be recognised as a provision corresponds to the best estimate of the costs required to meet existing obligations on the closing date of the financial period. If the time value of money has a material impact, the amount of the provision is recognised as the present value of anticipated expenses.

### Taxes based on taxable income for the period and deferred taxes

The tax expense in the income statement consists of the current tax expense and deferred tax. The amount of tax based on the taxable profit for the period is calculated from the taxable profit based on the applicable tax rate in each country. The tax is adjusted by possible taxes related to previous periods. Deferred taxes are calculated from all temporary differences between the book value and tax base. The biggest temporary differences arise from the depreciation of property, plant and equipment, deferred tax assets and internal margins on inventory.

No deferred tax is recognised for non-deductible goodwill impairment or for the undistributed profits of subsidiaries if the temporary difference is not likely to dissolve in the foreseeable future.

Deferred tax is calculated using the tax rates enacted by the balance sheet date. Deferred tax assets are recognised to the amount for which it is likely that taxable profit will be generated in the future against which the temporary difference can be utilised.

### Financial Assets

Group's financial assets are classified in the following measurement categories: amortized cost, fair value through other comprehensive income and fair value through profit or loss. The classification depends on used business model for managing the financial assets and the contractual terms of the cash flows. Assets are classified as current assets, except for maturities over 12 months after balance sheet date, which are classified as non-current assets. Purchases and sales of financial assets are recognized on the settlement date. Financial assets are derecognized when the rights to receive cash flows from the investments have expired or have been transferred and the Group has transferred substantially all risks and rewards of ownership.

Amortized cost category consists of cash and cash equivalents, trade receivables and loan receivables where the business model is to hold the asset to collect the contractual cash flows. Financial assets recognized at amortized cost are valued using the effective interest method.

Assets at fair value through profit or loss consist of interest or equity funds or investments into listed bonds. All gains or losses of

fair value changes investments in the category is included in financial income and expenses.

Assets at fair value fair value through other comprehensive income consists of equity investments to Genetic Analysis AS shares. Dividends from equity investments are recognized at profit and loss statement. Genetic Analysis AS listed 1.10.2021 on the Spotlight Stock Market in Sweden. Despite the Swedish trading location, the Genetic Analysis AS share price is quoted in Norwegian Krone.

### Financial Liabilities

Group's financial liabilities are classified as amortized cost and measured at fair value net of transaction cost at settlement date. Financial liabilities are subsequently measured at amortized cost using the effective interest method. Financial liabilities at amortized cost consist from loans from financial institutions. Financial liabilities are included in non-current liabilities, except for items with maturities less than 12 months after the balance sheet date, which are included in current liabilities. A financial liability is derecognized when the related obligation is discharged, cancelled or expires. The group does not have any derivative liabilities.

The fair values of other interest-bearing liabilities at amortized cost are determined by using the discounted cash flow method employing market interest rates at the balance sheet date.

### Impairment

The credit loss is recognized based on individual assessment of receivable. The simplified expected credit loss model is applied for trade receivables. The impairment process is based on historical credit loss experience combined with current conditions and forward looking macroeconomic analysis. Realised loss levels are adjusted based on history, so that they represent the current and future information and macroeconomic factors, that influence the customers' ability to make the payments for receivables. Financial items based on trade receivables and contracts are recognized off the balance sheet as final credit loss., when it is not plausible to expect to receive payment e.g., in the process of bankruptcy.

The impairment or credit loss is recognized in the consolidated statement of income within other expenses.

Maturity analyses for trade receivables, movement in allowance account and general provisioning matrix is presented at note 28 under section credit risk. The Other financial assets at amortized cost consist of cash at banks.

### Concept of operating profit and loss

IAS 1 Presentation of Financial Statements does not define the concept of operating profit. The Group has defined it as follows: operating profit or loss is a net total that can be calculated by adding other operating income to net sales, subtracting purchase expenses adjusted by the change in the stock of finished and unfinished products as well as expenses caused by production for own use, subtracting expenses from employee benefits, depreciation, and potential impairment losses, as well as other operating expenses. All other items, including discontinued operations, are presented beneath operating profit or loss. Exchange differences and changes in the fair value of derivatives are included in operating profit or loss providing they arise from business-related items. Otherwise, they are recognised as financial items. Exchange differences related to the Group's internal receivables and liabilities are recognised as financial items.

### Accounting policies calling for judgements by the management and key sources of estimation uncertainty

When preparing the financial statements, the management must make assessments and assumptions concerning the future, and the outcome may deviate considerably from the original assessments and assumptions. In addition, discretion must be used in applying the accounting policies. Although the estimates are based on the most recent information available, the realised values may differ from these estimates. The most important areas in which estimates, and discretion are used are described below.

### Impairment testing

The Group conducts impairment tests as required on intangible assets. It also assesses any indication of impairment in accordance with the aforementioned accounting policies. The recoverable amounts of cash-generating units are measured based on value-in-use calculations. Preparing these calculations requires the use of estimates.

### Deferred tax assets

Deferred tax assets for unused tax losses and temporary differences regarding recognised deferred tax assets are estimated by the Group at least once per year to determine the likelihood of the company in question generating sufficient taxable income before the unused tax losses expire.

### Measurement of assets at fair value fair value through other comprehensive income where senior managers' judgement is required

After being listed on 1.10.2021 the Genetic Analysis AS share price is based on the stock quote, and as follows does not require the senior managers' judgement anymore. Before being listed, the input data for the valuation of Genetic Analysis AS consisted of transactions involving the company's shares on market terms between third parties. If there were no third-party transactions the assessment was based on the discounted cash-flow model based on the budgets by the management of Genetic Analysis AS.

### Application of new or amended IFRS standards and IFRIC interpretations

Biohit will begin applying new or amended IFRS standards and interpretations as of the date on which they enter into force or when they are approved for adoption in the EU. The consolidated financial statements were prepared in compliance with the same principles used in 2020.

In 2021 no new relevant standards or interpretations were adopted.

### 3 REVENUE AND SEGMENT INFORMATION

The company's product portfolio consists of diagnostic tests, products that bind acetaldehyde and monoclonal antibodies. The company classifies its entire product portfolio into one segment.

#### REVENUE BY MARKET AREA

€ 1,000	2021	2020
Finland	238	277
Europe, Other	4,286	3,640
North and South America	282	190
Asia	3,614	2,429
Other Countries	941	587
Revenue from contracts with customers total	9,361	7,123

The majority of Biohit's revenue is generated from the diagnostic products.

The majority of Biohit's revenue is generated from distributor agreements. Biohit's customers, i.e. the distributors, buy and resell the products. Biohit has no post-sales rights or obligations relating to the control over the products, except for a right of return relating to some distribution agreements. The goods that are sold include several various tests for diagnostics of diseases in the gastrointestinal tract, such as celiac quick test, lactose intolerance test, Vitamin D test, GastroPanel® test for the first-line diagnosis of dyspepsia measured on simple blood test. Furthermore, the product portfolio includes Acetium® lozenge and Acetium® capsule, which are acetaldehyde-binding products sold under the trademark Acetium.

In licencing agreements, Biohit transfers licensed immaterial rights to a customer, and the customer both produces and sells the products. Licencing agreements cover both diagnostic products and Acetium products.

Biohit also has contracts that include both a distribution agreement and a licensing agreement. In this case, Biohit sells to the customer finished products and raw materials needed for production and, in addition, receives a royalty fee based on the sale of the product. Revenue from the sale of finished products, raw materials and royalty income from licences are recognised as separate performance obligations.

Biohit provides laboratory services, such as GastroPanel® tests, for customers. Biohit analyses the sample collected from the customer and delivers the results of the analysis to the customer or to a company. The proportion of service contracts of Biohit's revenue is insignificant.

Contract assets and liabilities:

Biohit recognises revenue at a point of time when goods and services are delivered. The payment terms in Biohit's contracts with customers vary from a payment to be made one month in advance to payment in 60 days.

A contract liability is recognised for payments received where the goods or services have not yet been delivered. This is the case, among others, with countries outside Europe and Asia, where as a result of a higher credit risk relating to customers, an advance payment is received, on the average, one month before the delivery of the goods. The timing difference between the receipt of the advance payment by Biohit and the delivery of the products or the results of a service does not exceed one year.

€ 1,000	31 Dec 2021	31 Dec 2020
Contract Assets	-	200
Trade receivables	2,260	868
Contract assets and receivables total	2,260	1,068

€ 1,000	31 Dec 2021	31 Dec 2020
Contract liabilities	50	0
Contract liabilities total	50	0

The items included in contract liabilities at the beginning of the period have been recognised as revenue during the financial year.

### 4 ACQUIRED BUSINESSES

No new businesses were acquired in the 2020 and 2021 financial periods.

### 5 OTHER OPERATING INCOME

€ 1,000	2021	2020
Subsidies	238	18
Capital gain from property, plant and equipment	20	-
Others	-	0
Total	258	19

**6 MATERIALS AND SERVICES**

€ 1,000	2021	2020
Materials, supplies and goods	2,038	2,310
External manufacturing services	1,104	999
Total	3,141	3,309

**7 EXPENSES ARISING FROM EMPLOYMENT BENEFITS**

€ 1,000	2021	2020
Salaries	2,916	2,635
Pension expenses – defined-contribution plans	431	354
Options and share bonuses realised and paid in shares	17	-
Other personnel expenses	86	75
Total	3,450	3,063

Average number of Group employees in the financial period	2021	2020
Group total	44	45

Details of the employment benefits enjoyed by senior managers are presented in note 28 (related-party transactions).

**8 OTHER OPERATING EXPENCES**

€ 1,000	2021	2020
Travel expenses and other personnel expenses	203	139
Rents and maintenance expenses	107	90
Sales and marketing expenses	511	593
Other external services	1,242	1,026
Other operating expenses	151	243
Total	2,215	2,091

Other operating expenses include research and development expenses of EUR 1,166 thousand (EUR 1,043 thousand).

**9 AUDITORS' FEES**

€ 1,000	2021	2020
Companies belonging to the PricewaterhouseCoopers chain		
Auditors' fees	88	105
Total fees paid to the auditor	88	105

**10 DEPRECIATION AND IMPAIRMENT**

€ 1,000	2021	2020
Intangible assets	1,626	1,638
Right-of-use assets	258	213
Plant and equipment	105	146
Total	1,988	1,997

**11 FINANCIAL INCOME AND EXPENSES**

€ 1,000	2021	2020
<b>Financial income</b>		
Exchange rate gains from financial assets and liabilities	25	-
Net loss on investments recognised at fair value through profit or loss	69	90
Other financial income	114	-6
Total	209	83
<b>Financial expenses</b>		
Interest expenses on financial liabilities	-9	-14
Net loss on investments recognised at fair value through profit or loss	-2	-5
Exchange rate losses from financial assets and liabilities	-23	-151
Other financial expenses	-33	-171
Total	175	-87

**12 INCOME TAXES**

€ 1,000	2021	2020
<b>Direct taxes</b>		
Tax based on taxable income for the financial period	-64	-31
Withholding tax liabilities	-131	-19
Change in deferred taxes	-1	-2
Total Direct taxes	-195	-51

**Reconciliation of tax expenses on the income statement**

€ 1,000	2021	2020
Profit before taxes	-1,305	-3,261
Taxes calculated at domestic rates 20%	261	652
Effect of differing tax bases applying to foreign subsidiaries	-64	-31
Tax-free income and non-deductible expenses	11	-15
Non-recognised deferred tax assets from taxable loss	-403	-658
Taxes on the income statement	-195	-51

**13 EARNINGS PER SHARE**

Undiluted earnings per share are calculated by dividing the profit attributable to shareholders of the parent company in the financial period by the weighted average number of shares in circulation during the financial period.

	2021	2020
Profit for the period attributable to the owners of the parent company (EUR thousand)	-1,500	-3,313
Average number of shares, undiluted	15,045,593	15,045,593
Average number of shares, diluted	15,045,593	15,045,593
Earnings per share, undiluted (EUR)	-0.10	-0.22
Earnings per share, diluted (EUR)	-0.10	-0.22

**14 INTANGIBLE ASSETS****2021**

€ 1,000	Intangible rights	Total
Acquisition cost 1 January 2021	8,986	8,986
Acquisition cost 31 December 2021	8,986	8,986
Accumulated depreciation and impairment 1 January 2021	-7,223	-7,223
Depreciation	-1,626	-1,626
Accumulated depreciation and impairment 31 December 2021	-8,849	-8,849
Book value 1 January 2021	1,763	1,763
Book value 31 December 2021	137	137

**2020**

€ 1,000	Intangible rights	Total
Acquisition cost 1 January 2020	8,986	8,986
Acquisition cost 31 December 2020	8,986	8,986
Accumulated depreciation and impairment 1 January 2020	-5,585	-5,585
Depreciation	-1,638	-1,638
Accumulated depreciation and impairment 31 December 2020	-7,223	-7,223
Book value 1 January 2020	3,401	3,401
Book value 31 December 2020	1,763	1,763

Intangible rights consist of patents.

**15 TANGIBLE ASSETS****2021**

€ 1,000	Right-of-use assets	Plant and equipment	Total
Acquisition cost 1 January 2021	811	1,697	2,508
Increases	286	37	322
Decreases	-180	-	-180
Acquisition cost 31 December 2021	917	1,733	2,650
Accumulated depreciation and impairment 1 January 2021	-440	-1,428	-1,868
Depreciation	-258	-105	-362
Accumulated depreciation and impairment 31 December 2021	-698	-1,532	-2,230
Book value 1 January 2021	371	269	640
Book value 31 December 2021	219	201	420

**2020**

€ 1,000	Right-of-use assets	Plant and equipment	Total
Acquisition cost 1 January 2020	499	1,682	2,181
Increases	312	15	327
Acquisition cost 31 December 2020	811	1,697	2,508
Accumulated depreciation and impairment 1 January 2020	-216	-1,293	-1,509
Depreciation	-224	-135	-359
Accumulated depreciation and impairment 31 December 2020	-440	-1,428	-1,868
Book value 1 January 2020	283	389	672
Book value 31 December 2020	371	269	640

## 16 LEASES

Below stated information is based on the leasing contracts where the Biohit Group is the lessee. The Group has committed to a lease that has yet to begun. The lease begins on 1.1.2022, the duration is 5 years and is worth 744 thousand euros in total. The previous lease has been paid in full 31.12.2021.

### Right-of-use assets

€ 1,000	31 Dec 2021	31 Dec 2020
Buildings	78	285
Equipment	14	36
Vehicles	127	50
	219	371

### Lease liabilities

€ 1,000	31 Dec 2021	31 Dec 2020
Current	66	256
Non-current	155	125
	222	381

### Depreciation charge of right-of-use assets

€ 1,000	31 Dec 2021	31 Dec 2020
Buildings	206	179
Equipment	22	19
Vehicles	29	26
	258	224
Interest expense (included in finance costs)	6	11

The Group leases mainly company cars and premises. Rental contracts are typically made for fixed periods of 12 months to 5 years but may have extension options.

Assets and liabilities arising from a lease are initially measured on a present value basis. Lease liabilities include the net present value of the following lease payments:

- fixed payments
- variable lease payment that are based on an index or a rate, initially measured using the index or rate as at the commencement date
- the exercise price of a purchase option if the group is reasonably certain to exercise that option

Lease payments to be made under reasonably certain extension options are also included in the measurement of the liability.

According to the standard, the incremental borrowing rate is defined as the interest that the lessee would have to pay when borrowing for a similar term and with similar security to obtain an asset of an equivalent value to the right-of-use asset in similar economic environment. Biohit has determined the incremental borrowing rate for leases based on the debt based financing offers received from the 3rd party. Biohit has applied a single discount rate to a portfolio of leases with similar characteristics.

The Group is exposed to potential future increases in variable lease payments based on an index or rate, which are not included in the lease liability until they take effect. When adjustments to lease payments based on an index or rate take effect, the lease liability is reassessed and adjusted against the right-of-use asset.

Lease payments are allocated between principal and finance cost. The finance cost is charged to profit or loss over the lease period so as to produce a constant periodic rate of interest on the remaining balance of the liability for each period.

The standard includes optional recognition exemptions for short-term leases (12 months or less) and leases for which the underlying asset is of low value. Biohit has decided to apply the optional exemptions and recognises these expenses as straight-line basis over the period of the lease.

According to IFRS 16 -standard, the lessee's lease period is the period during which the lease cannot be terminated. Also, a potential extension or termination option should be considered, if the use of such option is estimated to be reasonably certain. The lease term for ongoing contracts is based on estimate by Biohit's management. Management regularly estimates the length of those leases.

## 17 FINANCIAL ASSETS AND LIABILITIES BY CATEGORY

The Group categorised its financial assets and liabilities into the following categories on 31 December 2021:	Amortized cost € 1,000	Fair value through profit and loss € 1,000	Fair value through OCI € 1,000	Hierarchical level
<b>Non-current assets</b>				
Other non-current assets	58	-	-	Level 2
<b>Current assets</b>				
Other current financial assets	-	1,117	-	Level 1
Other current financial assets	-	-	889	Level 1
Other current financial assets	-	2,407	-	Level 2
Trade receivables	2,260	-	-	
Other receivables	460	-	-	
Cash and cash equivalents	1,102	-	-	
<b>The Group categorised its financial assets and liabilities into the following categories on 31 December 2020*:</b>	<b>Amortized cost € 1,000</b>	<b>Fair value through profit and loss € 1,000</b>	<b>Fair value through OCI € 1,000</b>	<b>Hierarchical level</b>
<b>Non-current assets</b>				
Other non-current assets	58	-	-	Level 2
<b>Current assets</b>				
Other current financial assets	-	2,090	-	Level 1
Other current financial assets	-	2,034	-	Level 2
Other current financial assets	-	101	-	Level 3
Other current financial assets	-	-	816	Level 3
Trade receivables	868	-	-	
Other receivables	449	-	-	
Cash and cash equivalents	1,038	-	-	

\* In 2020 level 3 included shares and a single corporate loan of Genetic Analysis AS, which listed 1.10.2021.

The company has classified the hierarchies of financial assets according to the availability of data on market terms and other price data.

The fair values on level 1 of the hierarchy are based on the quoted (unadjusted) prices of identical assets or liabilities on active markets. The group has mainly used valuations provided by its asset management partner as a source of price data for determining the fair value of these instruments, and the company has verified that the price data represents genuine, frequent market transactions involving the instruments in question.

In significant part, the fair values of level 2 instruments are based on other input data than the quoted prices included in level 1, although this data can be obtained for the assets or liabilities in question either directly (as a price) or indirectly (as a derivative of the price). The Group uses generally accepted valuation models to determine the fair values of these instruments, and the input data for these models are based in significant part on observable market data.

The level in the fair value hierarchy at which a certain item measured at fair value is classified overall is determined on the basis of the significant input data on the lowest level with regard to the entire item measured at fair value. The significance of input data is evaluated in its entirety in relation to the item valued at fair value

The original book value of other receivables corresponds to their fair value because the effect of discounting is negligible in view of the maturity of the receivables.



## Financial liabilities by category

€ 1,000	Book value	Fair value	Book value	Fair value
	2021	2021	2020	2020
<b>Long-term financial liabilities valued at amortised cost</b>				
Other liabilities	7	7	6	6
Leasing liabilities	155	155	125	125
Total	162	162	131	131
<b>Short-term financial liabilities valued at amortised cost</b>				
Trade receivables	577	577	612	612
Tax liabilities	180	180	31	31
Leasing liabilities	66	66	256	256
Other liabilities	1,324	1,324	1,040	1,040
Total	2,149	2,149	1,940	1,940
Total financial liabilities	2,311	2,311	2,071	2,071

The original book value of accounts payable and other interest-free liabilities corresponds to their fair value because the effect of discounting is negligible in view of the maturity of the liabilities.

## 18 NET LIABILITIES

€ 1,000	2021	2020
Cash and cash equivalents	1,102	1,038
Other investments	3,523	4,225
Non-current liabilities	-7	-6
Lease liabilities	-222	-381
Net liabilities	4,396	4,875
Liquid assets and other financial assets	4,625	5,263
Gross liabilities - fixed interest	-229	-387
Net liabilities	4,396	4,875

Other investments are short-term money market investments that are traded on active markets and that are measured at fair value through profit and loss.

## 19 DEFERRED TAXES

## Deferred tax asset

€ 1,000	1 Jan 2021	Recognised through profit and loss	Recognised under other items of comprehensive income	Businesses purchased/sold	31 Dec 2021
Internal inventory margin	9	-2	-	-	8
Other items	7	-1	-	-	6
Total	17	-3	-	-	14

## Deferred tax liabilities

€ 1,000	1 Jan 2021	Recognised through profit and loss	Recognised under other items of comprehensive income	Businesses purchased/sold	31 Dec 2021
Capitalisation of tangible assets	3	-1	-	-	2
Financial securities measured via the fair value reserve	0	-	-	-	0
Total	3	-1	-	-	2

## Deferred tax assets

€ 1,000	1 Jan 2020	Recognised through profit and loss	Recognised under other items of comprehensive income	Businesses purchased/sold	31 Dec 2020
Internal inventory margin	11	-2	-	-	9
Other items	17	-1	-	-9	7
Total	28	-3	-	-9	17

## Deferred tax liabilities

€ 1,000	1 Jan 2020	Recognised through profit and loss	Recognised under other items of comprehensive income	Businesses purchased/sold	31 Dec 2020
Capitalisation of tangible assets	3	-	-	0	3
Financial securities measured via the fair value reserve	349	-	-349	-	0
Total	352	-	-349	0	3

Due to the negative fair value change of Genetic Analysis AS the deferred tax liabilities has been removed from the 2020 balance sheet and deferred tax income hasn't been recognized as the based on the managements estimate the requirements were not met.

The Group has tax-deductible losses of EUR 23.1 million for the periods from 2011 to 2021 for which no deferred tax assets have been recognised. EUR 22.7 million of the loss is in Finland (2021: EUR 0.4 million, 2020: EUR 2.2 million, 2011-2019: EUR 20.1 million) and EUR 0.4 million is in Italy. The losses for 2021 are yet to be confirmed. The losses expire in 10 years in Finland.

**20 INVENTORIES**

€ 1,000	2021	2020
Materials and supplies	352	369
Work in progress	27	14
Finished products/goods	371	521
Total inventories	750	903

**21 TRADE AND OTHER RECEIVABLES****Long-term receivables**

€ 1,000	2021	2020
Long-term interest-free receivables	15	18
Total	15	18

**Short-term receivables**

€ 1,000	2021	2020
Trade receivables	2,260	868
Accrued income	434	415
Other receivables	27	34
Total	2,720	1,317

The age analysis of the trade receivables is presented in note 27

**22 CASH AND CASH EQUIVALENTS**

€ 1,000	2021	2020
Cash and cash equivalents	1,102	1,038

**23 NOTES RELATED TO SHAREHOLDERS' EQUITY**

Biohit Oyj's share capital is EUR 2,350,350.81 (EUR 2,350,350.81) and there are 15,045,593 (15,045,593) shares, of which 2,975,500 (2,975,500) belong to Series A and 12,070,093 (12,070,093) belong to Series B. Series B is listed on the stock exchange.

The shares have no nominal value. Shares in Series A and B differ from each other in that each Series A share entitles its holder to twenty (20) votes at general meetings, while each Series B share carries one (1) vote. The dividend paid for Series B shares is, however, two (2) per cent of the nominal value higher than that paid for Series A shares. When this regulation is applied, the nominal value of the shares is taken to be EUR 0.17, which was the nominal value of the company's shares when it decided to discontinue using nominal values for shares.

The shareholders' equity has been paid in full.

**Description of shareholders' equity funds:**

**The translation differences reserve** includes the translation differences arising when the financial statements of foreign subsidiaries and joint ventures are translated into euros.

**The invested unrestricted equity fund** includes other investments similar to shareholders' equity and the subscription prices of shares insofar as no specific decision is taken to recognise these under shareholders' equity.

**The fair value reserve** consists of Genetic Analysis AS stocks. Dividends on equity investments are recognised in the income statement.

## 24 SHARE-BASED PAYMENTS

### Share-based payments

During the financial period 2021 Biohit Oyj established an option programme within the framework of the share-based incentive scheme. In accordance with the terms of the option programme, options are granted without cash payment, but a subscription price is set for the shares. The key terms and conditions of the incentive scheme are shown in the table below.

Scheme	I 2021	II 2021
	Types A, B, C, D, E	Types A, B, C, D
Nature of the scheme	Share options	Share options
Date of granting	7 December 2021	7 December 2021
Number of instruments granted	440,000	440,000
Subscription price	EUR 1.00	EUR 2.00
Share price at the time of granting	EUR 1.93	EUR 1.93
Period of validity (years)	6.24	6.24
Realisation	In shares	In shares

For series I 2021 the share subscription is 1.3.2023-1.3.2028 and for series II 2021 1.2.2024-1.3.2028. The right to exercise shares requires the fulfillment of specifically determined profit objectives.

If a option rights holders employment ends for whatever reason, they are obligated to return those option rights whose subscription period has not begun when the employment or management position ceases to the Company.

### Options in circulation

Number of options	2021	2020
Options granted during the financial period	880,000	-
<b>Options in circulation at the end of the financial period</b>	<b>880,000</b>	<b>-</b>

### Determining fair value

The Group uses the Black Scholes model to determine the fair value of its option schemes.

### Presumptions used to determine fair value during the 2021 financial period

Scheme	I 2021	II 2021
Anticipated volatility	36.4%	36.4%
Anticipated average period of validity of options on the issue date (years)	6.24	6.24
Risk-free rate (%)	0.00%	0.00%
Fair value of the instrument defined on the date of issue (EUR)	1.09	0.65

The amount recognised as expenses is included in note 7 ("Expenses arising from employment benefits")

**25 INTEREST-BEARING LIABILITIES****Balance sheet values of interest-bearing liabilities**

€ 1,000	2021	2020
<b>Non-current interest-bearing liabilities</b>		
Lease liabilities	155	125
Total interest-bearing non-current liabilities	155	125
<b>Current interest-bearing liabilities</b>		
Lease liabilities	66	256
Total interest-bearing current liabilities	66	256
Total interest-bearing current liabilities	222	381

The fair values of financial liabilities are presented in note 17.

**Covenants connected to long-term loans**

There are no special covenants attached to the company's non-current financial lease liabilities.

**Subordinated loans**

The company has no subordinated loans.

**26 TRADE PAYABLES AND OTHER LIABILITIES****Non-current interest-free liabilities**

€ 1,000	2021	2020
Deferred tax liabilities	2	3
Other non-current liabilities	7	6
Total	9	9

**Current interest-free liabilities**

€ 1,000	2021	2020
Trade payables	577	612
Other payables	53	-
Advances received	50	0
Tax liabilities	180	2
Accruals and deferred income	1,272	1,069
Total	2,132	1,683
Total interest-free liabilities	2,141	1,692

The most substantial item included in accruals and deferred income is the deferral of employment benefits 605 thousand euros (445 thousand euros).

**27 MANAGEMENT OF FINANCING RISKS**

Biohit's management of financing risks focuses on analysing and minimising the following financing risks:

**Exchange rate risk**

Exchange rate risks are associated with international business activities. When calculated using comparable currencies, Biohit's net revenue not materially different to the reported values. Overall, exchange rate changes did not significantly affect the company's profitability in the last financial period. The company's sales are primarily denominated in euros and the company does not have any exchange rate hedging.

**Sensitivity analysis in accordance with IFRS 7 for exchange rate changes****2021**

€ 1,000	GBP
<b>Non-current liabilities</b>	
Trade and other receivables	409
<b>Current liabilities</b>	
Interest-free liabilities	-342
Open position	67
Net position	67

The receivables and liabilities above include external receivables and liabilities of Biohit Healthcare Ltd and Biohit Oyj's internal receivables from Biohit Healthcare Ltd.

If the euro strengthens 10% compared to the pound, the positive effect of the net position on Biohit's profit and loss statement is EUR 10 thousand.

If the euro weakens 10% compared to the pound, the negative effect of the net position on Biohit's profit and loss statement is EUR 10 thousand.

**2020**

€ 1,000	GBP
<b>Non-current liabilities</b>	
Trade and other receivables	390
<b>Current liabilities</b>	
Interest-free liabilities	-262
Open position	128
Net position	128

The net position includes financial assets denominated in foreign currencies, as well as receivables and liabilities to Group companies and external parties translated into euros at the exchange rate on the final day of the reporting period.

**Interest rate risk**

Interest rate changes have a minor effect on Biohit's earnings. For this reason, the Group did not use any separate hedging against this risk in the financial period.

**Liquidity risk**

Liquidity risk management aims to safeguard the Group's finances under all circumstances. The Group's current financial assets on the balance sheet date amounted to EUR 4.6 million (EUR 5.3 million). The company also holds shares in Genetic Analysis AS worth EUR 0.9 million (EUR 0.8 million). The aim of the investment activities related to the company's current liquid assets is to achieve profit at very low risk of capital loss

The Group's equity ratio was 76,3% (80,8%)

**Analysis of the maturities of financial liabilities in 2021**

€ 1,000	< 1 year	1–5 years	> 5 years	Total
Accounts payable and other interest-free liabilities	577	-	-	577
Lease contracts	66	155	-	222
Total	644	155	-	799

**Analysis of the maturities of financial liabilities in 2020**

€ 1,000	< 1 year	1–5 years	> 5 years	Total
Accounts payable and other interest-free liabilities	612	-	-	612
Lease contracts	256	125	-	381
Total	869	125	-	994

**Commodity risk**

The company is not using derivatives to hedge against commodity risks because the company is not exposed to commodity risks by virtue of the nature of its business

**Credit and counterparty risk**

The business units are responsible for the credit risks connected to their trade receivables, and they have evaluated the risk of credit losses for each customer. Biohit's customer base primarily consists of solvent companies. As such, Biohit's risk of credit losses cannot be considered significant. The company has not used credit insurance. The majority of customer relationships are long-term in nature and business relations are active, so the company will become aware of changes in customers' creditworthiness at an early stage.

The investment portfolio consists of direct corporate bond loans, structured products, corporate loan funds, money market funds and cash in bank accounts. Some of the products in the investment portfolio are listed, while others are not. Sufficient diversification of investments between asset categories, investment instruments and counterparties is essential. The company uses at least two partners in its investment activities. Approximately 31% of the investment portfolio is cash and investment-grade investments. 51% of the portfolio is invested in high-yield and non-rated instruments. 18% is invested in equity funds.

On 31 December 2021, trade receivables totalled EUR 2.3 million (EUR 0.9 million). The majority of the trade receivable balance is due to be paid by Biohit HealthCare (Hefei) Co. Ltd. The maximum amount of credit risk is the book value of the trade receivables.

**Age distribution of trade receivables**

€ 1,000	2021	Impairment loss	Net 2021	2020	Impairment loss	Net 2020
Not yet at maturity	2,087	-2	2,085	492	0	492
Less than 30 days overdue	83	-1	82	101	0	101
30–60 days overdue	40	0	39	16	0	16
61–90 days overdue	29	-1	28	6	0	6
More than 90 days overdue	26	-1	25	289	-36	253
<b>Total</b>	<b>2,264</b>	<b>-4</b>	<b>2,260</b>	<b>904</b>	<b>-36</b>	<b>868</b>

EUR 5 thousand was recognised in credit losses for 2021, but simultaneously 19 thousand of previously recognized credit losses were returned.

EUR 36 thousand was recognised in credit losses for 2020.

**Capital structure management**

The equity ratio – an indicator of the company's capital structure – is calculated by dividing the Group's equity by the balance sheet total less advances received. The result of this calculation is then multiplied by one hundred.

**Equity ratio**

€ 1,000	2021	2020
Total shareholders' equity	7,300	8,703
Balance sheet total	9,613	10,777
Advances received	-50	0
<b>Equity ratio</b>	<b>76.3%</b>	<b>80.8%</b>

## 28 RELATED-PARTY TRANSACTIONS

Parties are considered to be related parties if one of the parties is able to exercise control or considerable influence over the other's decision-making related to finances and business. The Group's related parties include the members of the Board of Directors and the Group Management Team, as well as the President & CEO.

### Salaries and other short-term employment benefits

€ 1,000	2021	2020
<b>Parent company</b>		
Management teams	455	451
President & CEO	187	232
Members of the scientific advisory board	197	206

Osmo Suovaniemi has been employed by the company as a member of the scientific advisory board by the Board of Directors' decision. The compensation, including fringe benefits, is EUR 197 thousand (EUR 206 thousand)

€ 1,000	2021	2020
<b>Subsidiaries</b>		
Managing Directors	128	115

### Board of Directors' remuneration

€ 1,000		2021	2020
<b>Parent company</b>			
Eero Lehti	Chairman	11	9
Franco Aiolfi	Member	11	14
Liu Feng	Member	12	9
Matti Härkönen	Member	15	9
Timo Joensuu	Member	12	2
Lea Paloheimo	Member	15	9
Osmo Suovaniemi	Member	15	9
Total board remuneration		90	60

Liu Feng is the owner of Biohit HealthCare (Hefei) Co. Ltd, and he exercises control over the company.

On 31 December 2021, the members of the Board of Directors and President & CEO owned a total of 2,950,500 Series A shares and 4,545,980 Series B shares, either directly or through companies under their control. These correspond to 49.8% of all of the shares in the company and 88.8% of all of the votes.

### The Group's parent company and subsidiaries

Parent company: Biohit Oyj, Finland	Group ownership
Biohit Healthcare Ltd, United Kingdom	100%
Biohit Healthcare S.r.l., Italy	100%

### Sales of goods and services to related party companies

€ 1,000	2021	2020
<b>Sales of goods</b>		
Biohit HealthCare (Hefei) Co. Ltd	2,150	1,920
<b>Sales of services</b>		
Biohit HealthCare (Hefei) Co. Ltd	1,300	200
Total	3,450	2,120

### Other operating expenses

€ 1,000	2021	2020
<b>Consultancy, administration and logistics fees (companies under the control of members of the Board of Directors)</b>		
BioBrick S.p.A., Franco Aiolfi	69	-
BioAir S.p.A., Franco Aiolfi	13	69
Eurobrick, Franco Aiolfi	-	25
Oy Tech Know Ltd, Matti Härkönen	48	48
Total	130	142



## 29 COLLATERAL AND CONTINGENT LIABILITIES

€ 1,000	2021	2020
<b>Collateral pledged on the company's own behalf</b>		
Guarantees	4	4
<b>Total collateral and contingent liabilities</b>	<b>4</b>	<b>4</b>

## 30 EVENTS AFTER THE FINANCIAL PERIOD

### Biohit has settled the dispute concerning a breach of the patent license agreement

Biohit Oyj's ("Biohit") shareholder Biohit HealthCare (Hefei) Co. Ltd ("Hefei") acts as the exclusive distributor of Biohit's certain GastroPanel products in China. Earlier, there has been a dispute between the companies regarding the application of the patent license agreement pertaining to the distribution cooperation. In order to resolve the dispute and some other controversies and claims related to the agreement between the parties, Biohit has submitted an application for the initiation of arbitration proceedings to the Arbitration Institute of the Finland Chamber of Commerce in May 2021.

The parties reached a settlement on February 8, 2022 due to which the arbitration proceedings between the parties has been terminated with a withdrawal of the submission.

The parties have also agreed on new multiannual distribution agreement for certain GastroPanel products in China. This agreement will stabilize Biohit's outlook for the upcoming years.

The company's management is not aware of other material events since the balance sheet date.

# Key Indicators

## 1 INDICATORS OF FINANCIAL TRENDS

	IFRS 2017	IFRS 2018	IFRS 2019	IFRS 2020	IFRS 2021
Revenue 1,000 €	8,979	9,931	10,052	7,123	9,361
Change in revenue %	9.6%	10.6%	1.2%	-29.1%	31.4%
Operating profit/loss 1,000 €	6,356	-1,965	-1,412	-3,174	-1,480
Proportion of revenue (%)	70.8%	-19.8%	-14.0%	-44.6%	-15.8%
Profit/loss before extraordinary items and taxes 1,000 €	6,405	-2,024	-1,227	-3,261	-1,305
Proportion of revenue (%)	71.3%	-20.4%	-12.2%	-45.8%	-13.9%
Profit/loss before taxes 1,000 €	6,405	-2,024	-1,227	-3,261	-1,305
Proportion of revenue (%)	71.3%	-20.4%	-12.2%	-45.8%	-13.9%
Return on equity (%)	43.9%	-12.9%	-9.3%	-28.5%	-18.7%
Return on investments (%)	46.3%	-10.9%	-8.0%	-25.8%	-15.3%
Equity ratio (%)	91.3%	89.2%	83.9%	80.8%	76.3%
Investments in fixed assets 1,000 €	7,232	13	48	15	37
Proportion of revenue (%)	80.6%	0.1%	0.5%	0.2%	0.4%
Research and development expenditure 1,000 €	1,209	1,290	1,232	1,043	1,166
Proportion of revenue (%)	13.5%	13.0%	12.3%	14.6%	12.5%
Balance sheet total 1,000 €	18,895	17,887	17,372	10,777	9,613
Average number of personnel	51	50	46	45	44

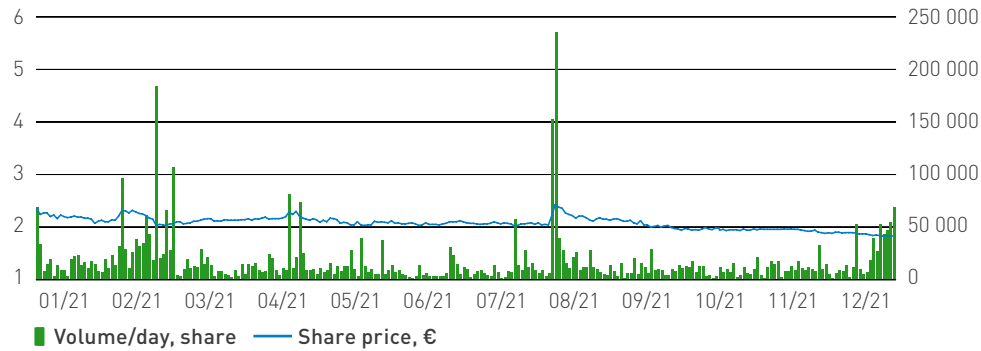
## 2 SHARE-SPECIFIC INDICATORS

	IFRS 2017	IFRS 2018	IFRS 2019	IFRS 2020	IFRS 2021
Earnings per share, undiluted (EUR)	0.42	-0.14	-0.09	-0.22	-0.10
Shareholders' equity attributable to the owners of the parent company (EUR per share)**	1.16	1.06	0.97	0.58	0.49
Price-to-earnings ratio (P/E)	9.0	-21.1	-37.3	-11.3	-18.5
Dividend per share					
Repayment of capital per share					
Dividend payout ratio (%)					
Effective dividend yield (%)	0.00	0.00	0.00	0.00	0.00
Series B share price trend (EUR)					
- average	5.44	4.37	2.99	2.56	2.11
- low	3.74	2.94	2.10	1.90	1.82
- high	6.85	6.20	3.70	4.30	2.54
- price 31 December	3.77	2.96	3.36	2.48	1.84
Market capitalisation EUR 1,000 presuming the same market value for Series A shares as for Series B shares)	56,123	44,258	50,553	37,313	27,609
Turnover of Series B shares (thousands)	3,302	8,616	3,362	5,518	4,213
- proportion of the total (%)	27.7%	71.9%	27.9%	45.7%	34.9%
Average ex-rights adjusted number of shares taking into consideration the diluting effect of options and convertible bonds	14,764,411	14,901,904	15,005,253	15,045,593	15,045,593
Ex-rights adjusted number of shares at the end of the financial period	14,886,843	14,952,041	15,045,593	15,045,593	15,045,593
- taking into consideration the diluting effect of options and convertible bonds	15,065,593	15,065,593	15,045,593	15,045,593	15,045,593

The company has had options that had a dilutive effect in previous financial years. As the company was loss making, no dilutive effect has been presented.

# Shares and Shareholders

## 1 FINAL MARKET VALUES OF SHARES



## 2 SHAREHOLDINGS BY OWNER GROUP 31 DECEMBER 2021

Series A shares	Number of owners		Number of shares	
	shares	%	shares	%
1. Companies	2	22.2	874,990	29.4
2. Households	7	77.8	2,100,510	70.6
Shares on the waiting list				0.0
<b>Total number of Series A shares</b>	<b>9</b>	<b>100.0</b>	<b>2,975,500</b>	<b>100.0</b>

Series B shares	Number of owners		Number of shares	
	shares	%	shares	%
1. Households	7,412	96.8	6,804,750	56.4
2. Financial and insurance institutions	11	0.1	351,353	2.9
3. Companies and housing companies	196	2.6	-85,319	-0.7
4. Non-profit organisations	7	0.1	3,261	0.0
5. Public corporations		0.0		0.0
6. Nominees and foreign owners	34	0.4	4,990,456	41.3
In joint and clearing accounts		0.0	5,592	0.0
<b>Total number of Series B shares</b>	<b>7,660</b>	<b>100.0</b>	<b>12,070,093</b>	<b>100.0</b>
<b>Total number of Series A and Series B shares</b>	<b>7,669</b>		<b>15,045,593</b>	

Series A shares	Number of owners		Number of shares	
	shares	%	shares	%
1–1,000	0	0.0	0	0.0
1,001–10,000	5	55.6	25,000	0.8
10,001–100,000	2	22.2	82,190	2.8
More than 100,001	2	22.2	2,868,310	96.4
<b>Total number of Series A shares</b>	<b>9</b>	<b>100.0</b>	<b>2,975,500</b>	<b>100.0</b>

Series B shares	Number of owners		Number of shares	
	shares	%	shares	%
1–1,000	6,579	85.9	1,633,754	13.5
1,001–10,000	962	12.6	2,733,872	22.6
10,001–100,000	115	1.5	2,851,109	23.6
More than 100,001	4	0.1	4,845,766	40.1
Shares in joint and clearing accounts		0.0	5,592	0.0
<b>Total number of Series B shares</b>	<b>7,660</b>	<b>100.0</b>	<b>12,070,093</b>	<b>100.0</b>
<b>Total number of Series A and Series B shares</b>	<b>7,669</b>		<b>15,045,593</b>	

**Largest registered shareholders 31 December 2021**

10 largest owners in terms of the number of shares	Series A shares	Series B shares	Total number of shares	%
Biohit Healthcare (Hefei) Co., Ltd.	850,000	4,095,415	4,945,415	32.9
Suovaniemi Osmo Antero	2,018,310	0	2,018,310	13.4
Härkönen Matti	57,200	267,965	325,165	2.2
Oy Etra Invest Ab		175,000	175,000	1.2
Interlab Oy		130,000	130,000	0.9
Suovaniemi Vesa Jukka Markku		85,353	85,353	0.6
Syrjälä Pekka		79,150	79,150	0.5
Jaakkola Sami Juhani		76,600	76,600	0.5
Ruusila Ari Tapio		70,000	70,000	0.5
Oy Tech Know Ltd	24,990	43,600	68,590	0.5

10 largest owners in terms of the number of votes	Series A shares	Series B shares	Total number of shares	%
Suovaniemi Osmo Antero	2,018,310	0	40,366,200	56.4
Biohit Healthcare (Hefei) Co., Ltd.	850,000	4,095,415	21,095,415	29.5
Härkönen Matti	57,200	267,965	1,411,965	2.0
Oy Tech Know Ltd	24,990	43,600	543,400	0.8
Luostarinen Reijo	10,000	14,460	214,460	0.3
Oy Etra Invest Ab		175,000	175,000	0.2
Interlab Oy		130,000	130,000	0.2
Suovaniemi Vesa Jukka Markku		85,353	85,353	0.1
Syrjälä Pekka		79,150	79,150	0.1
Jaakkola Sami Juhani		76,600	76,600	0.1

**Senior management ownership 31 December 2021**

On 31 December 2021, the members of the Board of Directors and President & CEO owned a total of 2,950,500 Series A shares and 4,638,787 Series B shares, either directly or through companies under their control. These correspond to 50.4 per cent of all of the shares in the company and 88.9 per cent of all of the votes.

# Formulae for Calculating Key Indicators

Return on equity, %	$\frac{\text{profit/loss for the financial period}}{\text{shareholders' equity (average for the year)}} \times 100$		<p>The new instructions issued by the European Securities and Markets Authority (ESMA) on Alternative Performance Measures (APMs) took effect for the 2016 financial period. In conjunction with the transition to an income statement model based on expense types, Biohit will present APMs to describe the financial development of its business and improve comparability between different periods. APMs should not be considered substitutes for the key indicators specified in the IFRS norms for financial statements. The operational key indicators have been adjusted for certain measurement items that do not constitute part of ordinary business activities or that do not affect cash flow during the period but that affect comparability. The items that affect comparability and the APMs used by Biohit Oyj are defined as follows:</p> <p>Items that affect comparability:</p> <p>Certain business transactions that do not constitute part of ordinary business activities or measurement items that do not affect cash flow but that have a significant effect on the income statement for the period have been adjusted for items that affect comparability. These items arise through non-recurring transactions such as:</p> <ul style="list-style-type: none"> <li>- Asset impairments</li> <li>- Asset sales or purchases</li> <li>- Expense entries for benefits in accordance with IFRS 2</li> </ul> <p>In addition, Biohit Oyj presents the following APMs:</p> <p>(EBITDA), EUR = operating profit + depreciation and impairment</p> <p>Operative EBITDA, EUR = operating profit + depreciation, impairment - items affecting comparability</p> <p>Free cash flow (FCF), EUR = Cash flow from operating activities - Investments and tangible and intangible assets</p>
Return on investments, %	$\frac{\text{profit before appropriations and taxes + interest and other financial expenses}}{\text{shareholders' equity + interest-bearing liabilities (average for the year)}} \times 100$		
Equity ratio, %	$\frac{\text{shareholders' equity on the balance sheet}}{\text{balance sheet total - advances received}} \times 100$		
Earnings per share (EUR)	$\frac{\text{profit/loss for the financial period}}{\text{average number of ex-rights shares during the period}}$		
Shareholders' equity per share (EUR)	$\frac{\text{shareholders' equity on the balance sheet}}{\text{number of shares on the balance sheet date}}$		
Dividend per share	$\frac{\text{dividend distributed for the financial period}}{\text{number of shares on the balance sheet date}}$		
Dividend payout ratio, %	$\frac{\text{dividend per share}}{\text{earnings per share}} \times 100$		
Effective dividend yield, %	$\frac{\text{dividend per share}}{\text{last transaction rate in the financial period}} \times 100$		
Price-to-earnings ratio (P/E)	$\frac{\text{last transaction rate in the financial period}}{\text{earnings per share}}$		

# Parent Company's Income Statement (FAS)

€ 1,000	Note	1.1. – 31 Dec 2021	1.1. – 31 Dec 2020
<b>Revenue</b>	2	<b>6,361</b>	<b>4,619</b>
Change in inventories of finished and unfinished products		-221	69
Other operating income	3	598	162
Materials and services	4	-1,836	-2,090
Expenses arising from employment benefits	5	-2,844	-2,475
Other operating expenses	6	-2,031	-1,866
<b>EBITDA</b>		<b>28</b>	<b>-1,580</b>
Depreciation and amortization	7	-1,658	-1,695
<b>Operating profit/loss</b>		<b>-1,629</b>	<b>-3,276</b>
Financial income and expences	9	167	-56
<b>Profit/loss before taxes</b>		<b>-1,462</b>	<b>-3,331</b>
Withholding taxes	10	-131	-19
<b>Profit/loss for the financial period</b>		<b>-1,593</b>	<b>-3,350</b>

# Parent Company's Balance Sheet (FAS)

€ 1,000	Note	31 Dec 2021	31 Dec 2020
<b>Assets</b>			
<b>Non-current assets</b>			
Intangible assets	11	42	1,597
Tangible assets	12	221	289
Investments			
Shares in Group companies	13	31	31
Other investments	13	2	2
<b>Total fixed assets</b>		<b>296</b>	<b>1,918</b>
<b>Current assets</b>			
Inventories	14	548	632
Long-term receivables	15	57	57
Short-term receivables	15	2,463	1,225
Financial securities	16	4,386	5,029
Cash at bank and in hand	17	528	636
<b>Total current assets</b>		<b>7,982</b>	<b>7,579</b>
<b>Total assets</b>		<b>8,278</b>	<b>9,496</b>

€ 1,000	Note	31 Dec 2021	31 Dec 2020
<b>Assets</b>			
<b>Liabilities and shareholders' equity</b>			
Share capital	18	2,350	2,350
Fair value reserve	18	-1,092	-1,165
Invested unrestricted equity found	18	4,042	4,042
Retained earnings	18	3,028	6,378
Profit/loss for the financial period	18	-1,593	-3,350
<b>Total shareholders' equity</b>		<b>6,736</b>	<b>8,256</b>
<b>Liabilities</b>			
Long-term liabilities	19	-	8
Short-term liabilities	21	1,542	1,233
<b>Total liabilities</b>		<b>1,542</b>	<b>1,241</b>
<b>Total liabilities and shareholders' equity</b>		<b>8,278</b>	<b>9,496</b>



# Parent Company's Cash Flow Statement

€ 1,000	Note	2021	2020
<b>Cash flow from operating activities:</b>			
Profit/loss before appropriations and taxes		-1,462	-3,331
Adjustments:			
Planned depreciation		1,658	1,695
Unrealised exchange rate gains and losses		-3	5
Other income and expenses unconnected to payment		-66	62
Financial income and expenses		-167	56
Change in working capital:			
Increase (-)/decrease (+) in short-term interest-free trade receivables		-1,183	1,538
Increase (-)/decrease (+) in inventories		84	151
Increase (+)/decrease (-) in short-term interest-free liabilities		183	-434
Interest paid and payments on other operating financial expenses		-23	-90
Dividends received		1	-
Income and interest received from business activities		133	111
Paid direct taxes		-	-80
<b>Cash flow from operating activities</b>		<b>-847</b>	<b>-318</b>
<b>Cash flow from investments:</b>			
Investments in tangible and intangible assets		-31	-7
Investments in other instruments		-1,577	-1,557
Revenue from disposal of other investments		2,365	1,537
<b>Cash flow from investments</b>		<b>757</b>	<b>-27</b>
<b>Cash flow from financing activities:</b>			
Repayment of long-term loans		-17	-17
<b>Cash flow from financing activities</b>		<b>-17</b>	<b>-17</b>
Increase (+)/decrease (-) in cash and cash equivalents		-107	-363
Cash and cash equivalents at the beginning of the period		636	998
Cash and cash equivalents at the end of the period	17	528	636

# Notes to the Parent Company's Financial Statements

## 1 ACCOUNTING PRINCIPLES

When preparing the financial statements in accordance with good accounting practices, the company's senior managers are called upon to make estimates and assumptions that affect the content of the financial statements. The outcomes may differ from these estimates.

The parent company's financial statements have been prepared in accordance with the Finnish Accounting Act.

The financial statements present figures in thousands of euros based on the original values of business transactions, with the exception of financial securities, a component of current assets, which are measured at fair value..

### Valuation of property, plant and equipment

Property, plant and equipment are recognised on the balance sheet at acquisition cost, less received contributions, planned depreciation and

Property, plant and equipment are recognised on the balance sheet at acquisition cost, less received contributions, planned depreciation and impairments. Planned depreciation is calculated using a straight-line model based on the useful life of the asset

The planned depreciation periods are as follows:

Intangible rights	3–10 years
Other long-term expenses	5–10 years
Plant and equipment	3–10 years.

### Valuation on inventories

Inventories are presented in accordance with the FIFO principle at acquisition cost or replacement cost or likely sale price, whichever is lower.

The acquisition cost of inventories includes variable costs as well as the allotted proportion of the fixed expenses of purchasing and manufacturing.

### Valuation of financial securities

Financial securities, which belong to current assets, are measured at fair value in accordance with section 5.2a§ of the Finnish Accounting Act. The fair fair value of investments is determined based on price quotations on active markets, i.e., the buy quotation on the closing date of the financial period. Unrealised profits and losses due to changes in the fair value of money market investments

are recognised in the income statement under financial income and expenses in accordance with the Group's updated accounting policies.

Investments recognised via the fair value reserve consist solely of the equity investment in the unlisted shares in Genetic Analysis AS. Genetic Analysis AS was listed on the Spotlight Stock Market in Stockholm on 1 October 2021. Despite being traded in Sweden, the Genetic Analysis AS shares are listed in Norwegian krone. The valuation is consistent with the accounting principles of the Group. .

### Research and development expenditure

Research expenses are recognised as annual expenses in the year in which they were incurred..

### Principle for revenue recognition

When calculating net sales, indirect sales taxes and discounts are deducted from sales revenues. Sales of work performances are recognised when they are handed over. .

### Maintenance and repairs

Maintenance and repair expenses are recognised as expenses for the financial. period

### Pensions

No deferred taxes have been recognised on the balance sheet. In accordance with general guidelines issued by the Accounting Board on 12 September 2006, the amounts of deferred taxes that must be entered into the balance sheet are presented in the notes, along with the amounts of tax liabilities and assets that should not be entered into the balance sheet because they are unlikely to be realised. .

### Deferred taxes

No deferred taxes have been recognised on the balance sheet. In accordance with general guidelines issued by the Accounting Board on 12 September 2006, the amounts of deferred taxes that must be entered into the balance sheet are presented in the notes, along with the amounts of tax liabilities and assets that should not be entered into the balance sheet because they are unlikely to be realised. .

### Items denominated in foreign currencies

Receivables and liabilities in foreign currencies have been translated into euros at the exchange rate quoted by the European Central Bank on the balance sheet date. Translation differences have been recognised through profit and loss.

**2 REVENUE BY BUSINESS SECTOR**

€ 1,000	2021	2020
Diagnosics	6,361	4,619
Total	6,361	4,619

**REVENUE BY MARKET AREA**

€ 1,000	2021	2020
Finland	238	277
Europe, other	1,290	1,132
North and South America	280	190
Asia	3,612	2,433
Other countries	941	587
Total	6,361	4,619

**3 OTHER OPERATING INCOME**

€ 1,000	2021	2020
From Group companies	340	162
Grants	238	-
Gains from sales of fixed assets	20	-
Total	592	162

**4 MATERIALS AND SERVICES**

€ 1,000	2021	2020
Purchases during the financial period	1,972	1,870
Change in inventories	-137	220
Total materials and supplies	1,836	2,090
Total materials and services	1,836	2,090

**5 PERSONNEL EXPENSES AND NUMBER OF PERSONNEL**

€ 1,000	2021	2020
Salaries	2,421	2,141
Pension expenses	373	294
Other personnel expenses	49	40
Total personnel expenses	2,844	2,475

**In the financial period, the parent company employed an average of**

	2021	2020
Office personnel	35	36
Average number of personnel	35	36
Number of personnel at the end of the financial period	32	36

**6 MATERIALS AND SERVICES**

€ 1,000	2021	2020
Travel expenses and other personnel expenses	168	120
Rents and maintenance expenses	304	258
Sales and marketing expenses	405	374
Other external services	992	751
Change in value of trade receivables	-66	62
Other operating expenses	228	301
Total	2,031	1,866

**7 DEPRECIATION AND IMPAIRMENT**

€ 1,000	2021	2020
Intangible assets	1,554	1,567
Plant and equipment	103	129
Total	1,658	1,695

**8 AUDITORS' FEES**

€ 1,000	2021	2020
Companies belonging to the PricewaterhouseCoopers chain		
Auditors' fees	65	75
Total fees paid to the auditor	65	75

**9 FINANCIAL INCOME AND EXPENSES**

€ 1,000	2021	2020
Dividend income		
From Group companies	1	1
Total dividend income	1	1
Other interest and financial income		
From Group companies	6	6
From others	184	89
Other interest and financial income	190	95
Total financial income	191	96
Interest expenses and other financial expenses		
To others	-23	-152
Total financial expenses	-23	-152
Total financial income and expenses	167	-56
Financial income and expenses include foreign exchange gains/losses (net)	-1	-1

The items above operating profit include foreign exchange losses/gains (net) or EUR 24 thousand (EUR -16 thousand)

**10 INCOME TAXES**

€ 1,000	2021	2020
Withholding tax	-131	19
Total	-131	19

**11 INTANGIBLE ASSETS****2021**

€ 1,000	Intangible rights	Total
Acquisition cost at the beginning of the financial period	7,942	7,942
Acquisition cost at the end of the financial period	7,942	7,942
Accumulated depreciation and impairment in the financial period	-6,345	-6,345
Depreciation and impairment in the financial period	-1,554	-1,554
Accumulated depreciation at the end of the financial period	-7,899	-7,899
Book value at the beginning of the financial period	1,597	1,597
Book value at the end of the financial period	42	42

**2020**

€ 1,000	Intangible rights	Total
Acquisition cost at the beginning of the financial period	7,942	7,942
Acquisition cost at the end of the financial period	7,942	7,942
Accumulated depreciation and impairment in the financial period	-4,778	-4,778
Depreciation and impairment in the financial period	-1,567	-1,567
Accumulated depreciation at the end of the financial period	-6,345	-6,345
Book value at the beginning of the financial period	3,163	3,163
Book value at the end of the financial period	1,597	1,597

**12 TANGIBLE ASSETS****2021**

€ 1,000	Plant and equipment	Total
Acquisition cost at the beginning of the financial period	1,566	1,566
Increases	36	36
Acquisition cost at the end of the financial period	1,602	1,602
Accumulated depreciation and impairment in the financial period	-1,278	-1,278
Depreciation in the financial period	-103	-103
Accumulated depreciation at the end of the financial period	-1,381	-1,381
Book value at the beginning of the financial period	289	289
Book value at the end of the financial period	221	221

**2020**

€ 1,000	Plant and equipment	Total
Acquisition cost at the beginning of the financial period	1,559	1,559
Increases	7	7
Acquisition cost at the end of the financial period	1,566	1,566
Accumulated depreciation and impairment in the financial period	-1,149	-1,149
Depreciation in the financial period	-129	-129
Accumulated depreciation at the end of the financial period	-1,278	-1,278
Book value at the beginning of the financial period	410	410
Book value at the end of the financial period	289	289

**13 INVESTMENTS****Shares 2021**

€ 1,000	Group companies	Others	Total
Book value at the beginning of the financial period	31	2	32
Book value at the end of the financial period	31	2	32

**Shares 2020**

€ 1,000	Group companies	Others	Total
Book value at the beginning of the financial period	31	2	32
Book value at the end of the financial period	31	2	32

**14 INVENTORIES**

€ 1,000	2021	2020
Materials and supplies	351	368
Work in progress	27	14
Finished products/goods	169	250
Total inventories	548	632

**15 RECEIVABLES**

€ 1,000	2021	2020
<b>Long-term receivables</b>		
Loan receivables	57	57
Total non-current receivables	57	57
<b>Short-term receivables</b>		
Receivables from Group companies		
Trade receivables	128	186
Loan receivables	255	255
Accured income	-	6
Other receivables		
Trade receivables	1,660	369
Other receivables	225	144
Accured income	195	264
Total curret receivables	2,463	1,225

**16 FINANCIAL SECURITIES****Assets measured at fair value**

€ 1,000	2021	Level 1	Level 2
Traded securities and investment to Genetic Analysis AS	4,386	2,006	2,380

\* Genetic Analysis AS 889 thousand euros on level 1

**Assets measured at fair value**

€ 1,000	2020	Level 1	Level 2	Level 3
Traded securities and investment to unlisted company *	5,029	2,090	2,022	917

\* Genetic Analysis AS 816 thousand euros and one corporate loans 101 thousand euros on level 3

Financial securities consist of fixed-income investments, corporate loans and money market investments.

The hierarchy levels are described in the Group's note 17.

**17 CASH AND CASH EQUIVALENTS**

€ 1,000	<b>2021</b>	2020
Cash in hand and at bank	528	636

**18 SHAREHOLDERS' EQUITY**

€ 1,000	<b>2021</b>	2020
Share capital 1 January	2,350	2,350
Share capital 31 December	2,350	2,350
Fair value reserve 1 January	-1,165	1,395
Increases	74	-
Decreases	-	-2,560
Fair value reserve 31 December	-1,092	-1,165
Invested unrestricted equity fund 1 January	4,042	4,042
Invested unrestricted equity fund 31 December	4,042	4,042
Retained earnings 1 January	3,028	6,378
Retained earnings 31 December	3,028	6,378
Reported profit/loss for the financial period	-1,593	-3,350
Total shareholders' equity	6,736	8,256

**Shares and voting rights**

Biohit's shares are divided into Series A and Series B shares. The series from each other in that each Series A share entitles its holder to twenty (20) votes at general meetings, while each Series B share carries one (1) vote. The dividend The dividend paid for Series B shares is, however, two (2) per cent of the nominal value higher than that paid for Series A shares. When this regulation is applied, the nominal value of the shares is taken to be EUR 0.17, which was the nominal value of the company's shares when it decided to discontinue using nominal values for shares.

**Calculation of distributable equity 31 December**

	<b>2021</b>	2020
Retained earnings	3,028	6,378
Profit/loss for the financial period	-1,593	-3,350
Invested unrestricted equity fund	4,042	4,042
Fair value reserve	-1,092	-1,165
Government granted cost support	-190	-
Total	4,196	5,905

	<b>2021</b>			2020
<b>Parent company's share capital structure</b>	<b>shares</b>	<b>% of shares</b>	<b>% of votes</b>	<b>shares</b>
Series A shares (20 votes per share)	2,975,500	19.8	83.1	2,975,500
Series B shares (1 vote per share)	12,070,093	80.2	16.9	12,070,093
Total	15,045,593	100.0	100.0	15,045,593

The company's share capital is EUR 2,350,350.81. The company does not hold any of its own shares. Based on a resolution of the AGM held on 16 September 2020, the Board of the company is authorised to decide on the issue of shares and to issue the special rights referred to in Chapter 10 of the Limited Liability Companies Act so that the maximum number of new Series B shares to be issued pursuant to the special rights is 3,000,000, which corresponds to approximately 24.9% of all of the company's Series B shares. In 2021, the company issued shares options for 880 000 new shares.

**19 LONG-TERM LIABILITIES**

€ 1,000	<b>2021</b>	2020
Loans from financial institutions	-	8
Total	-	8

**20 DEFERRED TAX ASSETS AND LIABILITIES****Deferred tax liabilities**

There are no deferred tax liabilities.

**Deferred tax assets**

The tax-deductible losses have not been noted in the balance sheet. Including the confirmed losses for the 2021 financial period, there is a total of EUR 22.6 million loss in Finland (2021: EUR 0.4 million, 2020: EUR 2.2 million, 2011–2019: EUR 20.1 million). The losses for the financial period 2021 have not been confirmed.

**21 SHORT-TERM LIABILITIES**

€ 1,000	2021	2020
Loans from financial institutions, current proportion	8	17
Advances received	50	0
Trade payables	358	470
Accruals and deferred income	804	586
Other liabilities	323	159
<b>Total short-term liabilities</b>	<b>1,542</b>	<b>1,233</b>

The significant items of accruals and deferred income are salary-related deferred items valued at EUR 605 thousand (EUR 445 thousand).

**22 PLEDGES, CONTINGENT LIABILITIES AND OTHER LIABILITIES**

€ 1,000	2021	2020
<b>Debts for which mortgages have been pledged</b>		
The company has not pledged any collateral.		
<b>Leasing commitments</b>		
Payable in the next financial period	24	19
Payable later	62	16
<b>Total</b>	<b>87</b>	<b>36</b>
<b>Rental commitments</b>		
Payable in the next financial period	90	174
Payable later	724	-
<b>Total</b>	<b>814</b>	<b>174</b>
<b>Other contingent liabilities</b>		
Guarantees	4	4

Leasing and rental fees mainly consist of fixed-term leasing and rental agreements lasting longer than one year.

**Contingent liabilities on behalf of Group companies**

The company has no contingent liabilities on behalf of Group companies.



# Board of Director's Proposal Regarding the Distribution of Profits

On 31 December 2021, the parent company's distributable assets (unrestricted equity) amounted to EUR 4,195,824.36, including the loss for the financial period of EUR 1,592,724.36. The Board of Directors proposes to the Annual General Meeting that the company distribute no dividend for the last financial year and that the profit for the financial year be transferred to retained earnings.

Helsinki, 14 February 2022

**Eero Lehti**

Chairman of the Board of Directors

**Franco Aiolfi**

Member of the Board of Directors

**Liu Feng**

Member of the Board of Directors

**Matti Härkönen**

Member of the Board of Directors

**Lea Paloheimo**

Member of the Board of Directors

**Osmo Suovaniemi**

Member of the Board of Directors

**Päivi Siltala**

President & CEO

**Auditor's statement**

A statement has been issued today on the completed audit.

Helsinki, 15 February 2022

PricewaterhouseCoopers Oy  
Firm of auditors

**Tiina Puukkoniemi**

Authorised Public Accountant

# Auditor's Report (translation of the Finnish Original)

To the Annual General Meeting of Biohit Oyj

## Report on the Audit of the Financial Statements

### OPINION

In our opinion

- the consolidated financial statements give a true and fair view of the group's financial position and financial performance and cash flows in accordance with International Financial Reporting Standards (IFRS) as adopted by the EU
- the financial statements give a true and fair view of the parent company's financial performance and financial position in accordance with the laws and regulations governing the preparation of the financial statements in Finland and comply with statutory requirements.

Our opinion is consistent with the additional report to the Board of Directors.

### What we have audited

We have audited the financial statements of Biohit Oyj (business identity code 0703582-0) for the year ended 31 December 2021. The financial statements comprise:

- the consolidated balance sheet, consolidated comprehensive income statement, statement of changes in consolidated shareholders' equity, consolidated cash flow statement, and notes to the consolidated financial statements, including a summary of significant accounting policies
- the parent company's balance sheet, income statement, statement of cash flows and notes.

### BASIS FOR OPINION

We conducted our audit in accordance with good auditing practice in Finland. Our responsibilities under good auditing practice are further described in the Auditor's Responsibilities for the Audit of the Financial Statements section of our report.

We believe that the audit evidence we have obtained is sufficient and appropriate to provide a basis for our opinion.

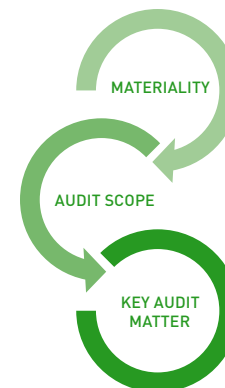
### Independence

We are independent of the parent company and of the group companies in accordance with the ethical requirements that are applicable in Finland and are relevant to our audit, and we have fulfilled our other ethical responsibilities in accordance with these requirements.

To the best of our knowledge and belief, the non-audit services that we have provided to the parent company and to the group companies are in accordance with the applicable law and regulations in Finland and we have not provided non-audit services that are prohibited under Article 5(1) of Regulation (EU) No 537/2014. The non-audit services that we have provided are disclosed in note 2.9 to the Financial Statements.

### OUR AUDIT APPROACH

#### Overview



#### Materiality:

- Overall group materiality: € 85 thousand

#### Audit scope:

- E In addition to the parent company, our group scope consists of two foreign subsidiaries.

#### Key audit matter:

- Cut-off of Revenue recognition
- Settlement of the patent license agreement dispute with Biohit HealthCare (Hefei) Co. Ltd.

As part of designing our audit, we determined materiality and assessed the risks of material misstatement in the financial statements. In particular, we considered where management made subjective judgements; for example, in respect of significant accounting estimates that involved making assumptions and considering future events that are inherently uncertain.

## Materiality

The scope of our audit was influenced by our application of materiality. An audit is designed to obtain reasonable assurance whether the financial statements are free from material misstatement. Misstatements may arise due to fraud or error. They are considered material if individually or in aggregate, they could reasonably be expected to influence the economic decisions of users taken on the basis of the financial statements.

Based on our professional judgement, we determined certain quantitative thresholds for materiality, including the overall group materiality for the consolidated financial statements as set out in the table below. These, together with qualitative considerations, helped us to determine the scope of our audit and the nature, timing and extent of our audit procedures and to evaluate the effect of misstatements on the financial statements as a whole.

---

<b>Overall group materiality</b>	€ 85 thousand (€ 110 thousand in 2020)
----------------------------------	--

---

<b>How we determined it</b>	We used total assets as benchmark and 1% rule of thumb to determine overall group materiality.
-----------------------------	--

---

<b>Rationale for the materiality benchmark applied</b>	Biohit group's business has been clearly loss making . Based on our assessment the total assets provide a more solid base for determining the materiality than the commonly used income statement based benchmarks.
--	---

---

## How we tailored our group audit scope

We tailored the scope of our audit, taking into account the structure of the group, the accounting processes and controls, and the industry in which the group operates. Biohit Oyj is a Finnish biotechnology company operating on global markets, which has foreign subsidiaries in Great Britain and Italy.

We determined the type of work that needed to be performed at group companies. This work was performed by the group audit team. Audit was performed for the parent company and for Biohit Healthcare Ltd, UK. For the Italian subsidiary, we performed selected audit procedures on specified account balances as well as analytical procedures. In addition, we performed audit procedures on the group level.

By performing the procedures above, we have obtained sufficient and appropriate evidence regarding the financial information of the Group as a whole to provide a basis for our opinion on the consolidated financial statements.

## KEY AUDIT MATTERS

Key audit matters are those matters that, in our professional judgment, were of most significance in our audit of the financial statements of the current period. These matters were addressed in the context of our audit of the financial statements as a whole, and in forming our opinion thereon, and we do not provide a separate opinion on these matters.

As in all of our audits, we also addressed the risk of management override of internal controls, including among other matters consideration of whether there was evidence of bias that represented a risk of material misstatement due to fraud.

**Key audit matter in the audit of the group****How our audit addressed the key audit matter****CUT-OFF OF REVENUE RECOGNITION**

Refer to the financial statements accounting principles and the financial statements note 2.3 Net sales and segment information

Biohit Oyj is a Finnish Biotechnology company operating on global markets. Biohit's product portfolio consists of diagnostic tests, analysis systems, products that bind carcinogen acetaldehyde in monoclonal antibodies and service laboratory operations. The Group's revenue is predominately generated from distribution agreements signed with several distributors who then sell the products further to healthcare operators.

Revenue from distribution agreement-based product sales is recognized at a point of time when the control has transferred to a distributor in accordance with delivery terms.

We determined cut-off of revenue recognition as an audit focus area, as there is a risk that revenue in the financial statements is recognized in an incorrect period due to either errors or fraud.

We gained an understanding of the revenue recognition process and we performed substantive audit procedures to ensure revenue is recorded in the correct period. Our substantive audit procedures included:

- testing a sample of selected distribution agreements in order to ensure the correctness of revenue recognition criteria applied
- testing revenue transaction that occurred close to the year end
- testing certain revenue related balances recognised in the balance sheet
- testing a sample of revenue transactions occurred during the year
- testing the basis for revenue recognition cut-off for selected manual journal entries posted in revenue accounts

**Key audit matter in the audit of the group****How our audit addressed the key audit matter****SETTLEMENT OF THE PATENT LICENSE AGREEMENT DISPUTE WITH BIOHIT HEALTHCARE (HEFEI) CO. LTD.**

Refer to the financial statements accounting principles and the financial statements note 2.3, Net sales and segment information, note 2.28 Related party transactions, note 2.30 Subsequent events

Biohit Oyj's shareholder and related party Biohit HealthCare (Hefei) Co. Ltd is the exclusive distributor of Biohit Oyj's Gastropanel products in China. There has been a dispute between the companies regarding the application of the patent license agreement pertaining to the distribution cooperation. Biohit HealthCare (Hefei) Co. Ltd has not paid royalties to Biohit Oyj in accordance with the distribution and licensing agreements.

The parties have reached a settlement on February 8, 2022 due to which the arbitration proceedings between the parties will be terminated with a withdrawal of the submission, provided that certain conditions are met within the agreed timeframe.

This is an adjusting event after the reporting period, due to which the Company has changed their previously estimated royalty sales amounts to the agreed amounts and recognized 1,3 m€ royalty revenue in 2021.

As part of the settlement, Hefei has pledged 1.5 million of its Biohit class B shares to Biohit as a security for its payment obligations under, i.a., the new distribution agreement.

We determined the settlement relating to the dispute with Biohit HealthCare (Hefei) Co. as a key audit matter due to the significance of the transaction and due to the estimation uncertainty relating to it.

We obtained understanding of the impact of the patent license settlement to royalty revenue amount and related balance sheet items. Our substantive audit procedures included following procedures:

- We read the Distribution agreement signed 8 February 2022, which confirm 2020 and 2021 royalty revenue, recorded in 2021 turnover. For 2020 turnover, only the difference between previously recorded and based on February 8, 2022 agreed amount has been recorded in 2021 turnover.
- We assessed that the settlement was an adjusting event after reporting period, due to which 2021 financial statements were adjusted.
- We reconciled the agreed royalties based on new Distribution agreement to the accounting records and financial statements and ensured those were correctly accounted for.
- We reviewed the disclosure notes about the settlement and royalty revenue.
- We obtained evidence that Hefei has transferred their pledged 1.5 million of its Biohit class B shares to Biohit to a book-entry account in Finland, as a security for its payment obligations.
- We read legal correspondence between Biohit and their legal counsels and obtained external confirmations from legal counsels relating to the arbitration.
- As auditors we obtained a direct confirmation from Hefei where they confirmed 2021 revenue and their liability to Biohit.
- We obtained understanding of subsequent events in the dispute until the date when the financial statements are authorised for issue and until our audit opinion date.

The above-mentioned Key audit matter "Settlement of the patent license agreement dispute with Biohit HealthCare (Hefei) Co. Ltd. " is also a key audit matters with respect to our audit of the parent company financial statements. Our audit procedures were aligned with the ones presented above

There are no significant risks of material misstatement referred to in Article 10(2c) of Regulation (EU) No 537/2014 with respect to the consolidated financial statements or the parent company financial statements.

**RESPONSIBILITIES OF THE BOARD OF DIRECTORS AND THE MANAGING DIRECTOR FOR THE FINANCIAL STATEMENTS**

The Board of Directors and the Managing Director are responsible for the preparation of consolidated financial statements that give a true and fair view in accordance with International Financial Reporting Standards (IFRS) as adopted by the EU, and of financial statements that give a true and fair view in accordance with the laws and regulations governing the preparation of financial statements in Finland and comply with statutory requirements. The Board of Directors and the Managing Director are also responsible for such internal control as they determine is necessary to enable the preparation of financial statements that are free from material misstatement, whether due to fraud or error.

In preparing the financial statements, the Board of Directors and the Managing Director are responsible for assessing the parent company's and the group's ability to continue as a going concern, disclosing, as applicable, matters relating to going concern and using the going concern basis of accounting. The financial statements are prepared using the going concern basis of accounting unless there is an intention to liquidate the parent company or the group or to cease operations, or there is no realistic alternative but to do so.

## AUDITOR'S RESPONSIBILITIES FOR THE AUDIT OF THE FINANCIAL STATEMENTS

Our objectives are to obtain reasonable assurance about whether the financial statements as a whole are free from material misstatement, whether due to fraud or error, and to issue an auditor's report that includes our opinion. Reasonable assurance is a high level of assurance, but is not a guarantee that an audit conducted in accordance with good auditing practice will always detect a material misstatement when it exists. Misstatements can arise from fraud or error and are considered material if, individually or in the aggregate, they could reasonably be expected to influence the economic decisions of users taken on the basis of these financial statements.

As part of an audit in accordance with good auditing practice, we exercise professional judgment and maintain professional skepticism throughout the audit. We also:

- Identify and assess the risks of material misstatement of the financial statements, whether due to fraud or error, design and perform audit procedures responsive to those risks, and obtain audit evidence that is sufficient and appropriate to provide a basis for our opinion. The risk of not detecting a material misstatement resulting from fraud is higher than for one resulting from error, as fraud may involve collusion, forgery, intentional omissions, misrepresentations, or the override of internal control.
- Obtain an understanding of internal control relevant to the audit in order to design audit procedures that are appropriate in the circumstances, but not for the purpose of expressing an opinion on the effectiveness of the parent company's or the group's internal control.
- Evaluate the appropriateness of accounting policies used and the reasonableness of accounting estimates and related disclosures made by management.
- Conclude on the appropriateness of the Board of Directors' and the Managing Director's use of the going concern basis of accounting and based on the audit evidence obtained, whether a material uncertainty exists related to events or conditions that may cast significant doubt on the parent company's or the group's ability to continue as a going concern. If we conclude that a material uncertainty exists, we are required to draw attention in our auditor's report to the related disclosures in the financial statements or, if such disclosures are inadequate, to modify our opinion. Our conclusions are based on the audit evidence obtained up to the date of our auditor's report. However, future events or conditions may cause the parent company or the group to cease to continue as a going concern.
- Evaluate the overall presentation, structure and content of the financial statements, including the disclosures, and whether the financial statements represent the underlying transactions and events so that the financial statements give a true and fair view.
- Obtain sufficient appropriate audit evidence regarding the financial information of the entities or business activities within the group to express an opinion on the consolidated financial statements. We are responsible for the direction, supervision and performance of the group audit. We remain solely responsible for our audit opinion.

We communicate with those charged with governance regarding, among other matters, the planned scope and timing of the audit and significant audit findings, including any significant deficiencies in internal control that we identify during our audit.

We also provide those charged with governance with a statement that we have complied with relevant ethical requirements regarding independence, and to communicate with them all relationships and other matters that may reasonably be thought to bear on our independence, and where applicable, related safeguards.

From the matters communicated with those charged with governance, we determine those matters that were of most significance in the audit of the financial statements of the current period and are therefore the key audit matters. We describe these matters in our auditor's report unless law or regulation precludes public disclosure about the matter or when, in extremely rare circumstances, we determine that a matter should not be communicated in our report because the adverse consequences of doing so would reasonably be expected to outweigh the public interest benefits of such communication.

# Other Reporting Requirements

## APPOINTMENT

We were first appointed as auditors by the annual general meeting on 14 April 2014. Our appointment represents a total period of uninterrupted engagement of 8 years.

## OTHER INFORMATION

The Board of Directors and the Managing Director are responsible for the other information. The other information comprises the report of the Board of Directors and the information included in the Annual Report, but does not include the financial statements and our auditor's report thereon. We have obtained the report of the Board of Directors prior to the date of this auditor's report and the Annual Report is expected to be made available to us after that date.

Our opinion on the financial statements does not cover the other information.

In connection with our audit of the financial statements, our responsibility is to read the other information identified above and, in doing so, consider whether the other information is materially inconsistent with the financial statements or our knowledge obtained in the audit, or otherwise appears to be materially misstated. With respect to the report of the Board of Directors, our responsibility also includes considering whether the report of the Board of Directors has been prepared in accordance with the applicable laws and regulations.

In our opinion

- the information in the report of the Board of Directors is consistent with the information in the financial statements
- the report of the Board of Directors has been prepared in accordance with the applicable laws and regulations.

If, based on the work we have performed on the other information that we obtained prior to the date of this auditor's report, we conclude that there is a material misstatement of this other information, we are required to report that fact. We have nothing to report in this regard.

Helsinki, 15 February 2022

**PricewaterhouseCoopers Oy**

Authorised Public Accountants

Tiina Puukkoniemi

Authorised Public Accountant (KHT)



BIOHIT OYJ

Laippatie 1

00880 Helsinki

Tel: 09 773 861

[info@biohit.fi](mailto:info@biohit.fi)

[www.biohithealthcare.com](http://www.biohithealthcare.com)